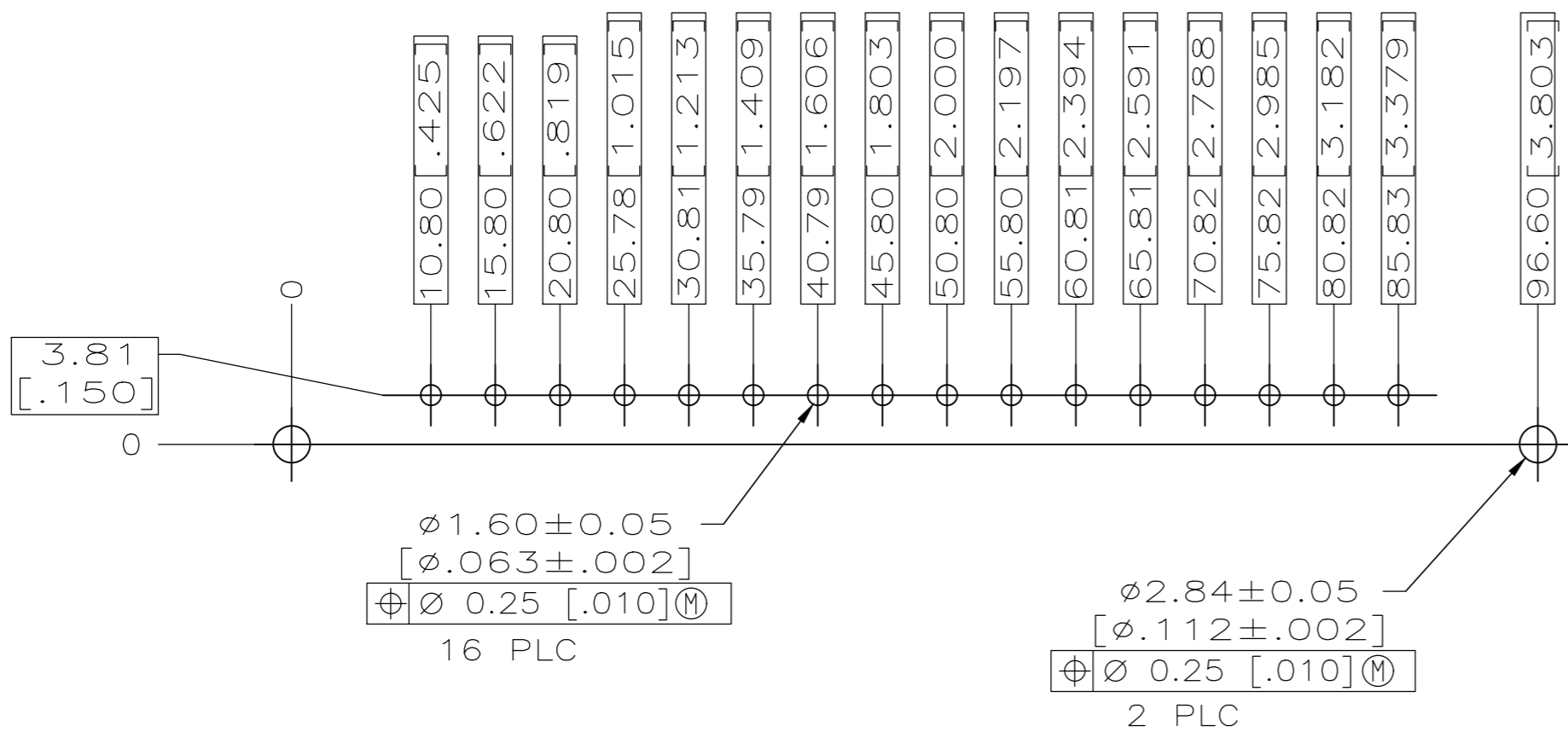
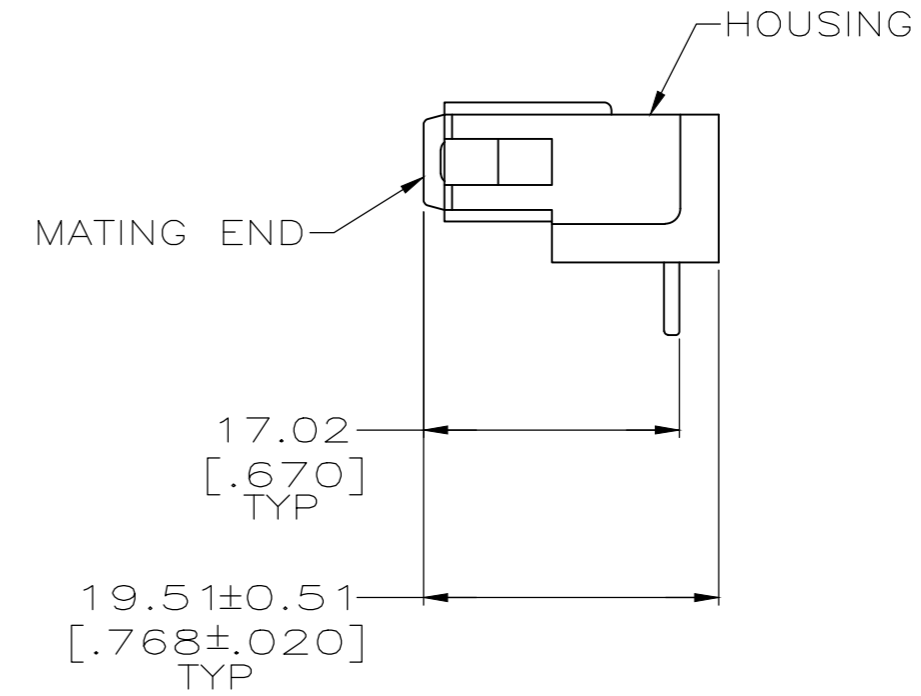
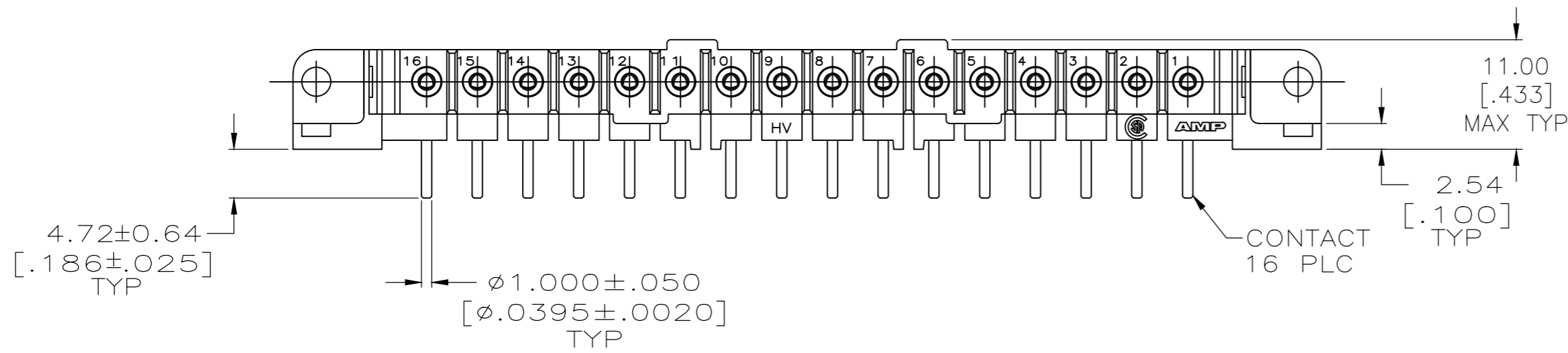
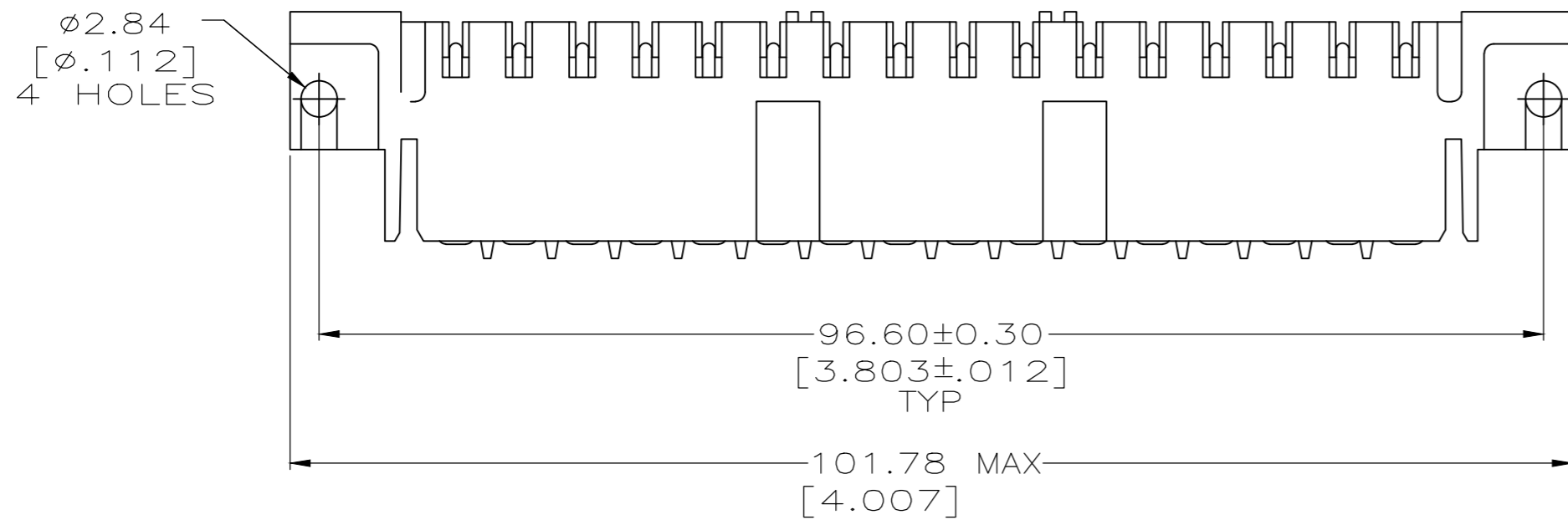


THIS DRAWING IS UNPUBLISHED. RELEASED FOR PUBLICATION
 © COPYRIGHT - TE Connectivity Ltd. ALL RIGHTS RESERVED.

REVISIONS					
P	LTR	DESCRIPTION	DATE	DWN	APVD
J		REVISED PER ECO-18-000443	30JAN2018	RS	MZ
K		REVISED PER ECO-20-001564	05FEB2020	SG	MZ



RECOMMENDED PC BOARD LAYOUT

- 1 3.81um [.000150] MIN TIN-LEAD OVER 0.76um [.000030] MIN NICKEL.
- 2 0.76um [.000030] MIN GOLD FOR A LENGTH OF 5.08 [.200] MIN FROM MATING END, 3.81um [.000150] MIN TIN-LEAD FOR A LENGTH OF 5.23 [.206] MIN FROM OPPOSITE END, BOTH OVER 1.27um [.000050] MIN NICKEL.
- 3 3.81um [.000150] MIN TIN OVER 0.76um [.000030] MIN NICKEL.
- 4 0.76um [.000030] MIN GOLD FOR A LENGTH OF 5.08 [.200] MIN FROM MATING END, 3.81um [.000150] MIN TIN FOR A LENGTH OF 5.23 [.206] MIN FROM OPPOSITE END, BOTH OVER 1.27um [.000050] MIN NICKEL.
- 5 HOUSING MATERIAL: PA66, BLACK, UL 94 V-0 RATED.
- 6 CONTACT HOOD: STAINLESS STEEL
CONTACT BODY: PHOSPHOR BRONZE

	4	207614-7
	3	207614-6
OBSOLETE	2	207614-3
OBSOLETE	1	207614-1
	CONTACT FINISH	PART NUMBER

THIS DRAWING IS A CONTROLLED DOCUMENT.		DWN L.SIPE 08/07/92	TE Connectivity Ltd.	
DIMENSIONS: mm [INCHES]		CHK J.McCLINTON 8-11-92	SOCKET HEADER ASSEMBLY, 16 POSN, IN-LINE, METRIMATE	
TOLERANCES UNLESS OTHERWISE SPECIFIED:		APVD -	NAME	
0 PLC ± -	1 PLC ± -	PRODUCT SPEC 108-10033	SIZE CAGE CODE DRAWING NO RESTRICTED TO	
2 PLC ± 0.25 [.010]	3 PLC ± -	APPLICATION SPEC -	A2 00779 C=207614	-
4 PLC ± -	ANGLES ± -	WEIGHT -	SCALE 2:1	SHEET 1 of 1
MATERIAL	FINISH CONTACTS: SEE TABLE	CUSTOMER DRAWING	REV K	