ASSEMBLY ITEM NUMBER	PART CHARACTERISTICS FOR RIGHT ANGLE	
	NUMBER OF POSITION	PLATING OPTION
43650-0200	02	A
43650-0201	02	B
43650-0202	02	C
43650-0300	03	A
43650-0301	03	B
43650-0302	03	C
43650-0400	04	A
43650-0401	04	B
43650-0402	04	C
43650-0500	05	A
43650-0501	05	B
43650-0502	05	C
43650-0600	06	A
43650-0601	06	B
43650-0602	06	C
43650-0700	07	A
43650-0701	07	B
43650-0702	07	C
43650-0800	08	A
43650-0801	08	B
43650-0802	08	C
43650-0900	09	A
43650-0901	09	B
43650-0902	09	C
43650-1000	10	A
43650-1001	10	B
43650-1002	10	C
43650-1100	11	A
43650-1101	11	B
43650-1102	11	C
43650-1200	12	A
43650-1201	12	B
43650-1202	12	C

CKT. NO.	DIM. "A"	DIM. "B"	DIM. "C"
2	.270/(6.85)	.118/(3.00)	NA
3	.388/(9.85)	.236/(6.00)	NA
4	.506/(12.85)	.354/(9.00)	.185/(4.70)
5	.624/(15.85)	.472/(12.00)	.303/(7.70)
6	.742/(18.85)	.591/(15.00)	.421/(10.70)
7	.860/(21.85)	.709/(18.00)	.539/(13.70)
8	.978/(24.85)	.827/(21.00)	.657/(16.70)
9	1.096/(27.85)	.945/(24.00)	.776/(19.70)
10	1.215/(30.85)	1.063/(27.00)	.894/(22.70)
11	1.333/(33.85)	1.181/(30.00)	1.012/(25.70)
12	1.451/(36.85)	1.299/(33.00)	1.130/(28.70)

NOTES:

1) HOUSING MATERIAL: 30% GLASS FILLED LIQUID CRYSTAL POLYMER (LCP), U.L. 94V-0, COLOR IS BLACK.
2) THIS HEADER MATES WITH MICRO-FIT RECEPTACLE "43645-****.
3) THIS HEADER IS DESIGNED IN METRIC.
4) SEE SHEETS 1 THRU 5 FOR RIGHT ANGLE ASSEMBLIES AND THEIR RESPECTIVE PART NUMBERS.
5) SEE SHEETS 6 THRU 10 FOR VERTICAL ASSEMBLIES AND THEIR RESPECTIVE PART NUMBERS.
6) TERMINAL PLATING:
   "A"= .000100/(0.00025) BRIGHT TIN-LEAD (90/10) OVER .000030/(0.00076) NICKEL.
   "B"= .000015/(0.00038) GOLD IN SELECTVE AREA, AND .000050/(0.0013) TIN-LEAD (90/10) IN SELECTIVE AREA, BOTH OVER .000030/(0.00076) NICKEL.
   "C"= .000030/(0.00076) GOLD IN SELECTVE AREA, AND .000050/(0.0013) TIN-LEAD (90/10) IN SELECTIVE AREA, BOTH OVER .000030/(0.00076) NICKEL.
7) DESIGNED FOR .062/(1.57) THICK P.C. BOARDS.
8) ALL CONNECTORS MUST MEET THE PERFORMANCE REQUIREMENTS OF MOLEX PRODUCT SPECIFICATION "PS-43650.
9) TRAY PACKAGING SPECIFICATIONS ARE SHOWN ON DRAWING" PK-70873-0321.

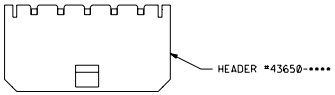

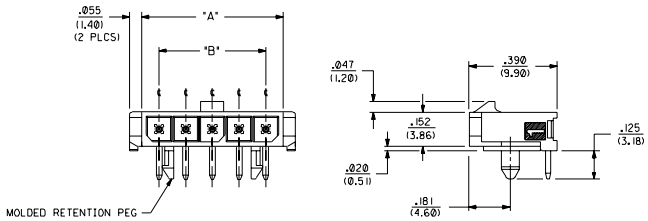

RIGHT ANGLE THRU HOLE

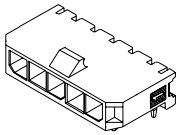

RIGHT ANGLE THRU HOLE HEADER ISO VIEW

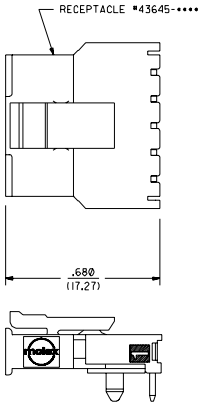

MATED MICRO-FIT CONNECTOR

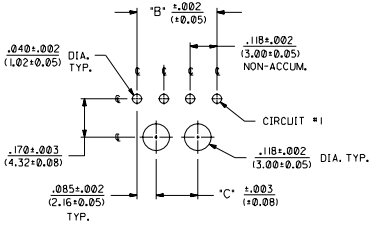

RECOMMENDED P.C. BOARD LAYOUT FOR 4 THRU 12 CIRCUIT HEADER

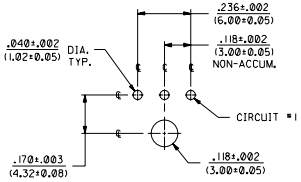

RECOMMENDED P.C. BOARD LAYOUT FOR 3 CIRCUIT HEADER

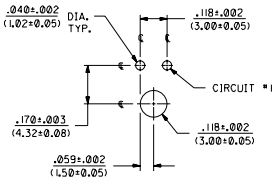

RECOMMENDED P.C. BOARD LAYOUT FOR 2 CIRCUIT HEADER

MFG. SH.	REV.	LTR.	REVISIONS
11	E2	F	REVISE PER UCR2000-0446 JIWANG 12/21/99
10	E1	E2	REVISE PER ECN "U1999-0571 99-03-05 A.GUZIK
9	F	E1	REVISE PER ECN "U1999-0541 99-02-22 A.GUZIK
8	E1	E	REVISE PER ECN "U1999-0171 98-09-10 A.GUZIK
7	E1	D2	REVISE PER ECN "U8-0267 97-07-30 A.GUZIK
6	E1	D1	REVISE PER ECN "U7-1245 97-05-15 A.GUZIK
5	E1	D	REVISE PER ECN "U7-0080 96-10-03 A.GUZIK
4	E1	C	REVISE PER ECN "U7-0162 96-08-20 A.GUZIK
3	E1	B	REVISE PER ECN "U7-0027 96-07-11 A.GUZIK
2	E1	A	FINAL RELEASE ECN "U6139 95-05-01 A.GUZIK
1	F	I	X-RELEASE ECN "U5-0601 95-11-16 A.GUZIK

▽ = 0 ▼ = 0 REVISE ONLY ON CAD SYSTEM

DIMENSIONS SHOWN (METRIC) INCH
UNLESS OTHERWISE SPECIFIED TOLERANCES: ANGULAR ± 1/2°

	INCH	METRIC
1 PLACE	± .010	---
2 PLACE	± .014	± 0.25
3 PLACE	---	± 0.35

DRAFT SHOWN APPROXIMATE ALL MUST REMAIN WITHIN DIMENSIONS

TITLE: MICRO-FIT (3.0) 2 THRU 12 CIRCUIT IN-LINE HEADER ASS'Y.

MOLEX INCORPORATED USA/EUROPE

SHEET NO. 1 OF 11 | DATE 95/11/16

PART NO. SEE CHART | DRWG. NO. SDA-43650-****

DRWN. BY AFG | CHK'D. BY BAP | APPD. BY RJF | SCALE 4 : 1 | FILE NAME SDA43650X1.DOB

THIS DRAWING CONTAINS INFORMATION THAT IS PROPRIETARY TO MOLEX INC. AND SHOULD NOT BE USED WITHOUT WRITTEN PERMISSION

DIV. CP | SIZE D

ASSEMBLY ITEM NUMBER	PART CHARACTERISTICS FOR RIGHT ANGLE: NUMBER OF POSITION	PART CHARACTERISTICS FOR RIGHT ANGLE: PLATING OPTION
43650-0206	02	A
43650-0207	02	B
43650-0208	02	C
43650-0306	03	A
43650-0307	03	B
43650-0308	03	C
43650-0406	04	A
43650-0407	04	B
43650-0408	04	C
43650-0506	05	A
43650-0507	05	B
43650-0508	05	C
43650-0606	06	A
43650-0607	06	B
43650-0608	06	C
43650-0706	07	A
43650-0707	07	B
43650-0708	07	C
43650-0806	08	A
43650-0807	08	B
43650-0808	08	C
43650-0906	09	A
43650-0907	09	B
43650-0908	09	C
43650-1006	10	A
43650-1007	10	B
43650-1008	10	C
43650-1106	11	A
43650-1107	11	B
43650-1108	11	C
43650-1206	12	A
43650-1207	12	B
43650-1208	12	C

CKT. NO.	DIM. "A"	DIM. "B"	DIM. "C"
2	.270/(6.85)	.118/(3.00)	NA
3	.388/(9.85)	.236/(6.00)	NA
4	.506/(12.85)	.354/(9.00)	.185/(4.70)
5	.624/(15.85)	.472/(12.00)	.303/(7.70)
6	.742/(18.85)	.591/(15.00)	.421/(10.70)
7	.860/(21.85)	.709/(18.00)	.539/(13.70)
8	.978/(24.85)	.827/(21.00)	.657/(16.70)
9	1.096/(27.85)	.945/(24.00)	.776/(19.70)
10	1.215/(30.85)	1.063/(27.00)	.894/(22.70)
11	1.333/(33.85)	1.181/(30.00)	1.012/(25.70)
12	1.451/(36.85)	1.299/(33.00)	1.130/(28.70)

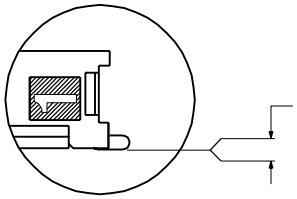

DETAIL "N"
(SCALE: 10X)

NOTES:

1) HOUSING MATERIAL: 30% GLASS FILLED LIQUID CRYSTAL POLYMER (LCP). U.L. 94V-0, COLOR IS BLACK.
2) THIS HEADER MATES WITH MICRO-FIT RECEPTACLE "43645-••••.
3) THIS HEADER IS DESIGNED IN METRIC.
4) SEE SHEETS 1 THRU 5 FOR RIGHT ANGLE ASSEMBLIES AND THEIR RESPECTIVE PART NUMBERS.
5) SEE SHEETS 6 THRU 10 FOR VERTICAL ASSEMBLIES AND THEIR RESPECTIVE PART NUMBERS.
6) TERMINAL PLATING:
   "A"= .000100/(0.0025) BRIGHT TIN-LEAD (90/10) OVER .000030/(0.00076) NICKEL.
   "B"= .000015/(0.00038) GOLD IN SELECTVE AREA, AND .000050/(0.0013) TIN-LEAD (90/10) IN SELECTIVE AREA, BOTH OVER .000030/(0.00076) NICKEL.
   "C"= .000030/(0.00076) GOLD IN SELECTVE AREA, AND .000050/(0.0013) TIN-LEAD (90/10) IN SELECTIVE AREA, BOTH OVER .000030/(0.00076) NICKEL.
7) DESIGNED FOR .062/(1.57) P.C. BOARD.
8) ALL CONNECTORS MUST MEET THE PERFORMANCE REQUIREMENTS OF MOLEX PRODUCT SPECIFICATION "PS-43650.
9) TRAY PACKAGING SPECIFICATIONS ARE SHOWN ON DRAWING" PK-70873-0321.

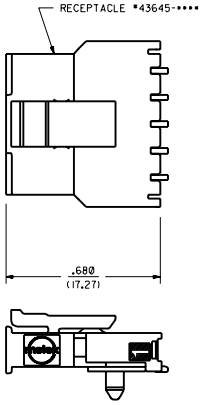

MATED MICRO-FIT CONNECTOR

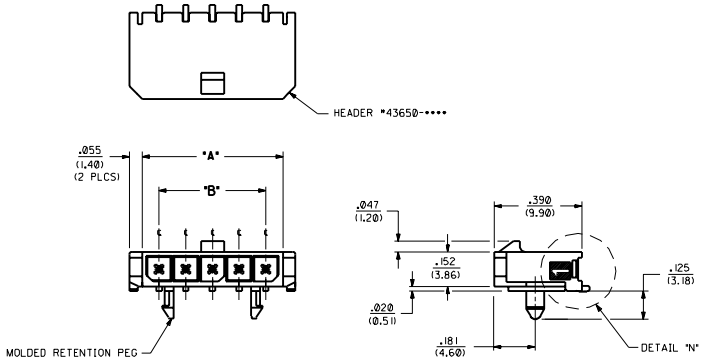

RIGHT ANGLE SURFACE MOUNT
(WITH MOLDED RETENTION PEG)

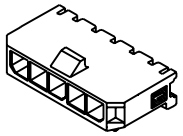

RIGHT ANGLE
SURFACE MOUNT HEADER
ISO VIEW

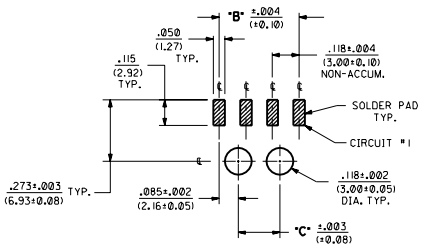

RECOMMENDED P.C. BOARD
LAYOUT FOR 4 THRU 12
CIRCUIT HEADER

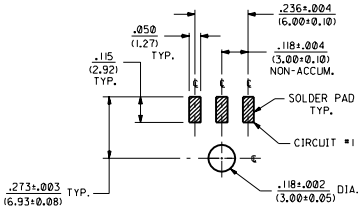

RECOMMENDED P.C. BOARD
LAYOUT FOR 3 CIRCUIT
HEADER

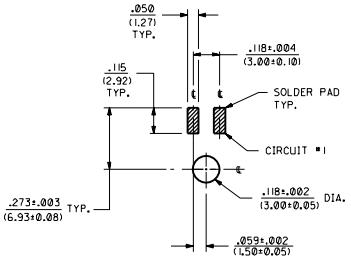

RECOMMENDED P.C. BOARD
LAYOUT FOR 2 CIRCUIT
HEADER

NFG.	SHL	REV.	LTR.	REVISIONS
			E1	SEE SHEET 1

DIMENSIONS SHOWN: INCHES/MM
UNLESS OTHERWISE SPECIFIED TOLERANCES: ANGULAR ± 1/2°

	INCH	METRIC
3 PLACE	± .010	± ---
2 PLACE	± .014	± 0.25
1 PLACE	---	± 0.35

DRAFT, WHERE APPLICABLE, MUST REMAIN WITHIN DIMENSIONS

▽ = 0 ▼ = 0 REVISE ONLY ON CAD SYSTEM

TITLE: MICRO-FIT (3.0) 2 THRU 12 CIRCUIT IN-LINE HEADER ASS'Y.

MOLEX INCORPORATED LISLE, ILL. 60532 U.S.A.

SHEET NO. 3 | DATE 95/11/21

PART NO. SEE CHART | DWG. NO. SDA-43650-••••

DWN. BY AFG | CHK'D. BY BAP | APPR'D. BY RJF | SCALE 4 : 1

FILE NAME 5043650#3 RON

THIS DRAWING CONTAINS INFORMATION THAT IS PROPRIETARY TO MOLEX INC. AND SHOULD NOT BE USED WITHOUT WRITTEN PERMISSION

DIV. CP | SIZE D