


**Data sheet | Item number: 883-2401**

2-conductor through terminal block; 240 mm<sup>2</sup>; with screw-type connection;  
240,00 mm<sup>2</sup>; gray

[www.wago.com/883-2401](http://www.wago.com/883-2401)



**Data**

**Electrical data**

**Ratings per IEC/EN**

Ratings per	IEC/EN 60947-7-1
Nominal voltage (III/3)	1000 V
Rated impulse voltage (III/3)	8 kV
Rated current	380 A
Legend (ratings)	(III / 3) ≙ Overvoltage category III / Pollution degree 3

Subject to changes. Please also observe the further product documentation!

WAGO GmbH & Co. KG  
Hansastr. 27  
32423 Minden  
Phone: +49571 887-0 | Fax: +49571 887-169  
Email: [info.de@wago.com](mailto:info.de@wago.com) | Web: [www.wago.com](http://www.wago.com)

Do you have any questions about our products?  
We are always happy to take your call at +49 (571) 887-44222.



### Ratings per UL 1059

Approvals per	UL 1059
Rated voltage UL (Use Group B)	600 V
Rated current UL (Use Group B)	370 A
Rated voltage UL (Use Group C)	600 V
Rated current UL (Use Group C)	370 A

### Ratings per CSA

Approvals per	CSA 22.2 No 158
Rated voltage CSA (Use Group C)	600 V
Rated current CSA (Use Group C)	370 A

### Power loss

Power loss, per pole (potential)	11.552 W
Rated current $I_N$ for specified power loss	380 A
Resistance value for specified, current-dependent power loss	8 $\Omega$

### Connection data

Connection points	2
Total number of potentials	1
Number of levels	1
Number of jumper slots	2

### Connection 1

Connection technology	Screw connection
Actuation type	T-wrench; 8 mm
Connectable conductor materials	Copper Aluminum
Connectable conductor materials (note)	<p><b>Terminating Aluminum Conductors</b></p> <p>Both restrictions and application notes must be observed when terminating aluminum conductors. These instructions can be found in the WAGO Webshop under "Downloads – Documentation – Additional Information: Terminating Aluminum Conductors."</p>
Nominal cross-section	240 mm <sup>2</sup>
Solid conductor	70 ... 240 mm <sup>2</sup> / 2/0 AWG ... 500 kcmil
Stranded conductor	70 ... 240 mm <sup>2</sup> / 2/0 AWG ... 500 kcmil

Subject to changes. Please also observe the further product documentation!



Fine-stranded conductor	70 ... 240 mm <sup>2</sup> / 2/0 AWG ... 500 kcmil
Fine-stranded conductor; with insulated ferrule	70 ... 185 mm <sup>2</sup> / 2/0 AWG ... 350 kcmil
Strip length	38 mm / 1.5 inches
Wiring direction	Side-entry wiring
Screw thread	M10

### Physical data

Width	36 mm / 1.417 inches
Height	93 mm / 3.661 inches
Depth from upper-edge of DIN-rail	126.3 mm / 4.972 inches

### Mechanical Data

Tightening torque	10 ... 20 Nm
Mounting type	DIN-35/32 rail
Marking level	Side marking

### Material Data

Note (material data)	Information on material specifications can be found here
Color	gray
Insulation material	Polyamide (PA66)
Flammability class per UL94	V2
Weight	352.4 g

### Environmental requirements

Continuous operating temperature	-35 ... +105 °C
----------------------------------	-----------------

### Commercial data

ETIM 8.0	EC000897
ETIM 7.0	EC000897
PU (SPU)	5 pcs
Packaging type	box
Country of origin	DE
GTIN	4055143940641
Customs tariff number	85369010000

Subject to changes. Please also observe the further product documentation!

WAGO GmbH & Co. KG  
 Hansastr. 27  
 32423 Minden  
 Phone: +49571 887-0 | Fax: +49571 887-169  
 Email: [info.de@wago.com](mailto:info.de@wago.com) | Web: [www.wago.com](http://www.wago.com)

Do you have any questions about our products?  
 We are always happy to take your call at +49 (571) 887-44222.

## Environmental Product Compliance

RoHS Compliance Status

Compliant, No Exemption

## Optional accessories

### Protective warning marker

Cover

**Item no.: 883-2486**

Protective warning marker; with high-voltage symbol; yellow

[www.wago.com/883-2486](http://www.wago.com/883-2486)

### Tool

Operating tool

**Item no.: 285-172**

Allen wrench; with a partially insulated shaft; green

[www.wago.com/285-172](http://www.wago.com/285-172)**Item no.: 285-173**

Allen wrench; with a partially insulated shaft; with anti-rotation protection; green

[www.wago.com/285-173](http://www.wago.com/285-173)

### Carrier rail

Mounting accessories

**Item no.: 210-197**

Steel carrier rail; 35 x 15 mm; 1.5 mm thick; 2 m long; slotted; similar to EN 60715; silver-colored

[www.wago.com/210-197](http://www.wago.com/210-197)**Item no.: 210-198**


Copper carrier rail; 35 x 15 mm; 2.3 mm thick; 2 m long; unslotted; according to EN 60715; copper-colored

[www.wago.com/210-198](http://www.wago.com/210-198)**Item no.: 210-504**

Steel carrier rail; 35 x 7.5 mm; 1 mm thick; 2 m long; slotted; galvanized; according to EN 60715; silver-colored

[www.wago.com/210-504](http://www.wago.com/210-504)**Item no.: 210-505**

Steel carrier rail; 35 x 7.5 mm; 1 mm thick; 2 m long; unslotted; galvanized; according to EN 60715; silver-colored

[www.wago.com/210-505](http://www.wago.com/210-505)**Item no.: 210-506**

Steel carrier rail; 35 x 15 mm; 1.5 mm thick; 2 m long; unslotted; galvanized; similar to EN 60715; silver-colored

[www.wago.com/210-506](http://www.wago.com/210-506)**Item no.: 210-508**

Steel carrier rail; 35 x 15 mm; 1.5 mm thick; 2 m long; slotted; galvanized; similar to EN 60715; silver-colored

[www.wago.com/210-508](http://www.wago.com/210-508)**Item no.: 210-113**

Steel carrier rail; 35 x 7.5 mm; 1 mm thick; 2 m long; unslotted; according to EN 60715; silver-colored

[www.wago.com/210-113](http://www.wago.com/210-113)

Subject to changes. Please also observe the further product documentation!

WAGO GmbH &amp; Co. KG

Hansastr. 27

32423 Minden

Phone: +49571 887-0 | Fax: +49571 887-169

Email: [info.de@wago.com](mailto:info.de@wago.com) | Web: [www.wago.com](http://www.wago.com)

Do you have any questions about our products?

We are always happy to take your call at +49 (571) 887-44222.



**Item no.: 210-118**

Steel carrier rail; 35 x 15 mm; 2.3 mm thick; 2 m long; unslotted; according to EN 60715; silver-colored

[www.wago.com/210-118](http://www.wago.com/210-118)



**Item no.: 210-112**

Steel carrier rail; 35 x 7.5 mm; 1 mm thick; 2 m long; slotted; according to EN 60715; "Hole width 25 mm; silver-colored

[www.wago.com/210-112](http://www.wago.com/210-112)



**Item no.: 210-114**

Steel carrier rail; 35 x 15 mm; 1.5 mm thick; 2 m long; unslotted; similar to EN 60715; silver-colored

[www.wago.com/210-114](http://www.wago.com/210-114)



**Item no.: 210-115**

Steel carrier rail; 35 x 7.5 mm; 1 mm thick; 2 m long; slotted; according to EN 60715; "Hole width 18 mm; silver-colored

[www.wago.com/210-115](http://www.wago.com/210-115)

### Marking accessories

#### Marker



**Item no.: 2009-115/000-002**

WMB-Inline; for Smart Printer; 1500 pieces on roll; stretchable 5 - 5.2 mm; plain; snap-on type; yellow

[www.wago.com/2009-115/000-002](http://www.wago.com/2009-115/000-002)



**Item no.: 2009-115/000-007**

WMB-Inline; for Smart Printer; 1500 pieces on roll; stretchable 5 - 5.2 mm; plain; snap-on type; gray

[www.wago.com/2009-115/000-007](http://www.wago.com/2009-115/000-007)



**Item no.: 2009-115/000-017**

WMB-Inline; for Smart Printer; 1500 pieces on roll; stretchable 5 - 5.2 mm; plain; snap-on type; light green

[www.wago.com/2009-115/000-017](http://www.wago.com/2009-115/000-017)



**Item no.: 2009-115/000-023**

WMB-Inline; for Smart Printer; 1500 pieces on roll; stretchable 5 - 5.2 mm; plain; snap-on type; green

[www.wago.com/2009-115/000-023](http://www.wago.com/2009-115/000-023)



**Item no.: 2009-115/000-024**

WMB-Inline; for Smart Printer; 1500 pieces on roll; stretchable 5 - 5.2 mm; plain; snap-on type; violet

[www.wago.com/2009-115/000-024](http://www.wago.com/2009-115/000-024)



**Item no.: 2009-115**

WMB-Inline; for Smart Printer; 1500 pieces on roll; stretchable 5 - 5.2 mm; plain; snap-on type; white

[www.wago.com/2009-115](http://www.wago.com/2009-115)



**Item no.: 793-5501/000-007**

WMB marking card; as card; for terminal block width 5 - 17.5 mm; stretchable 5 - 5.2 mm; plain; snap-on type; gray

[www.wago.com/793-5501/000-007](http://www.wago.com/793-5501/000-007)



**Item no.: 793-5501/000-012**

WMB marking card; as card; for terminal block width 5 - 17.5 mm; stretchable 5 - 5.2 mm; plain; snap-on type; orange

[www.wago.com/793-5501/000-012](http://www.wago.com/793-5501/000-012)

**Item no.: 793-5501/000-014**

Subject to changes. Please also observe the further product documentation!

WAGO GmbH & Co. KG

Hansastr. 27

32423 Minden

Phone: +49571 887-0 | Fax: +49571 887-169

Email: [info.de@wago.com](mailto:info.de@wago.com) | Web: [www.wago.com](http://www.wago.com)

Do you have any questions about our products?

We are always happy to take your call at +49 (571) 887-44222.



WMB marking card; as card; for terminal block width 5 - 17.5 mm; stretchable 5 - 5.2 mm; plain; snap-on type; brown [www.wago.com/793-5501/000-014](http://www.wago.com/793-5501/000-014)



**Item no.: 793-5501/000-017**  
WMB marking card; as card; for terminal block width 5 - 17.5 mm; stretchable 5 - 5.2 mm; plain; snap-on type; light green [www.wago.com/793-5501/000-017](http://www.wago.com/793-5501/000-017)



**Item no.: 793-5501/000-023**  
WMB marking card; as card; for terminal block width 5 - 17.5 mm; stretchable 5 - 5.2 mm; plain; snap-on type; green [www.wago.com/793-5501/000-023](http://www.wago.com/793-5501/000-023)



**Item no.: 793-5501/000-024**  
WMB marking card; as card; for terminal block width 5 - 17.5 mm; stretchable 5 - 5.2 mm; plain; snap-on type; violet [www.wago.com/793-5501/000-024](http://www.wago.com/793-5501/000-024)



**Item no.: 793-501/000-002**  
WMB marking card; as card; not stretchable; plain; snap-on type; yellow [www.wago.com/793-501/000-002](http://www.wago.com/793-501/000-002)



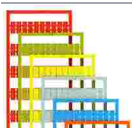
**Item no.: 793-501/000-007**  
WMB marking card; as card; not stretchable; plain; snap-on type; gray [www.wago.com/793-501/000-007](http://www.wago.com/793-501/000-007)



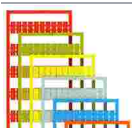
**Item no.: 793-501/000-017**  
WMB marking card; as card; not stretchable; plain; snap-on type; light green [www.wago.com/793-501/000-017](http://www.wago.com/793-501/000-017)



**Item no.: 793-501/000-012**  
WMB marking card; as card; not stretchable; plain; snap-on type; orange [www.wago.com/793-501/000-012](http://www.wago.com/793-501/000-012)



**Item no.: 793-501/000-023**  
WMB marking card; as card; not stretchable; plain; snap-on type; green [www.wago.com/793-501/000-023](http://www.wago.com/793-501/000-023)



**Item no.: 793-501/000-006**  
WMB marking card; as card; not stretchable; plain; snap-on type; blue [www.wago.com/793-501/000-006](http://www.wago.com/793-501/000-006)

Subject to changes. Please also observe the further product documentation!



**Item no.: 793-501/000-005**  
WMB marking card; as card; not stretchable; plain; snap-on type; red

[www.wago.com/793-501/000-005](http://www.wago.com/793-501/000-005)



**Item no.: 793-501**  
WMB marking card; as card; not stretchable; plain; snap-on type; white

[www.wago.com/793-501](http://www.wago.com/793-501)



**Item no.: 793-501/000-024**  
WMB marking card; as card; not stretchable; plain; snap-on type; violet

[www.wago.com/793-501/000-024](http://www.wago.com/793-501/000-024)



**Item no.: 793-5501/000-005**  
WMB marking card; as card; for terminal block width 5 - 17.5 mm; stretchable 5 - 5.2 mm; plain; snap-on type; red

[www.wago.com/793-5501/000-005](http://www.wago.com/793-5501/000-005)



**Item no.: 793-5501/000-002**  
WMB marking card; as card; for terminal block width 5 - 17.5 mm; stretchable 5 - 5.2 mm; plain; snap-on type; yellow

[www.wago.com/793-5501/000-002](http://www.wago.com/793-5501/000-002)



**Item no.: 793-5501/000-006**  
WMB marking card; as card; for terminal block width 5 - 17.5 mm; stretchable 5 - 5.2 mm; plain; snap-on type; blue

[www.wago.com/793-5501/000-006](http://www.wago.com/793-5501/000-006)



**Item no.: 793-5501**  
WMB marking card; as card; for terminal block width 5 - 17.5 mm; stretchable 5 - 5.2 mm; plain; snap-on type; white

[www.wago.com/793-5501](http://www.wago.com/793-5501)



**Item no.: 2009-115/000-012**  
WMB-Inline; for Smart Printer; 1500 pieces on roll; stretchable 5 - 5.2 mm; plain; snap-on type; orange

[www.wago.com/2009-115/000-012](http://www.wago.com/2009-115/000-012)



**Item no.: 2009-115/000-006**  
WMB-Inline; for Smart Printer; 1500 pieces on roll; stretchable 5 - 5.2 mm; plain; snap-on type; blue

[www.wago.com/2009-115/000-006](http://www.wago.com/2009-115/000-006)



**Item no.: 2009-115/000-005**  
WMB-Inline; for Smart Printer; 1500 pieces on roll; stretchable 5 - 5.2 mm; plain; snap-on type; red

[www.wago.com/2009-115/000-005](http://www.wago.com/2009-115/000-005)

## Connector

Insertion plate



**Item no.: 883-2499**  
Insertion plate for flat cables; for 883 Series; 240 mm<sup>2</sup>; silver-colored

[www.wago.com/883-2499](http://www.wago.com/883-2499)

## Mounting

Mounting accessories

Subject to changes. Please also observe the further product documentation!



**Item no.: 249-117**  
Screwless end stop; 10 mm wide; for DIN-rail 35 x 15 and 35 x 7.5; gray

[www.wago.com/249-117](http://www.wago.com/249-117)



**Item no.: 249-197**  
Screwless end stop; 14 mm wide; for DIN-rail 35 x 15 and 35 x 7.5; gray

[www.wago.com/249-197](http://www.wago.com/249-197)

### Voltage tap

Power tap



**Item no.: 883-1230**  
Power tap; 10,00 mm<sup>2</sup>; beige

[www.wago.com/883-1230](http://www.wago.com/883-1230)

### Jumpers

Jumper



**Item no.: 883-2442**  
Jumper; 2-way; insulated; yellow

[www.wago.com/883-2442](http://www.wago.com/883-2442)



**Item no.: 883-2443**  
Jumper; 3-way; insulated; yellow

[www.wago.com/883-2443](http://www.wago.com/883-2443)

## Downloads

### Documentation

#### Bid Text

883-2499 docx - Datei	xml 5.3 kB	Download
883-2401 X81 - Datei	docx 14.1 kB	Download

#### Additional Information

Technical Section Technical explanations	pdf 2.2 MB	Download
Aluminum Conductors Terminating Aluminum Conductors	pdf 85.1 kB	Download

## CAD/CAE-Data

### CAE data

Subject to changes. Please also observe the further product documentation!



ZUKEN Portal 883-2401	<a href="#">URL</a>	<a href="#">Download</a>
EPLAN Data Portal 883-2401	<a href="#">URL</a>	<a href="#">Download</a>
<b>CAD data</b>		
2D/3D Models 883-2401	<a href="#">URL</a>	<a href="#">Download</a>

## Environmental Product Compliance

### Compliance Search

Environmental Product Compliance 883-2401 2-conductor through terminal block; 240 mm <sup>2</sup> ; with screw-type connection; 240,00 mm <sup>2</sup> ; gray	<a href="#">URL</a>	<a href="#">Download</a>
--	---------------------	--------------------------

## Installation Notes

### Installation



### Mounting and Removing Through Terminal Blocks

Mounting is performed by simply snapping the terminal block onto the DIN-rail. The fixed snap-in foot is put on first.

Removal is performed by pushing back the movable snap-in foot and simultaneously tilting it off the rail.

### Conductor termination


Subject to changes. Please also observe the further product documentation!



### Conductor Termination and Clamping Point Actuation


The stripped conductor is inserted into the clamping unit until it hits the backstop. By turning the screw to the right with a 8 mm T-wrench, the conductor is indirectly pressed against the current bar via the clamping bracket.

### Commoning



### Commoning

Step 1: Insert the 2- or 3-way jumper into the conductor entry to connect adjacent terminal blocks.



### Commoning

Step 2: Mount the yellow insulating cap and snap it to the housing to position the jumper in the clamping unit.

Subject to changes. Please also observe the further product documentation!



### Commoning

Step 3: By tightening the screw in the actuation slot, the jumper is secured in the conductor entry. If required, a conductor can also be inserted into the conductor entry and clamped together with the jumper.

A multiple potential distribution is possible due to the conductor entry on both sides. The jumpers are designed for the rated current of the screw terminal block.

### Cover




### Protective Warning Marker

The warning covers marked with a lightning arrow (high voltage) are snapped onto the screw terminal block from above and close the actuation slot. This safeguard prevents actuation of the clamping point under voltage and guarantees protection against accidental contact.

### Power tap

Subject to changes. Please also observe the further product documentation!



#### Power Tap

The power tap is inserted into the slot above the conductor entry. The power tap is pressed indirectly against the current bar via the clamping bracket when the clamping point is actuated.




#### Insertion Plate

To connect flat cables, the insertion plates are mounted into the clamping bracket to compensate for the V-shaped geometry and provide a secure conductor connection.

#### Power tap

Subject to changes. Please also observe the further product documentation!



### Testing

Voltage measurements can be performed via the screw heads in the actuation slot (e.g., via 2-pole 206-707 Voltage Tester).

### Marking



### Marking

The screw terminal blocks can be labeled quickly and easily with the WMB Inline marking system. The markers are inserted into the receptacles provided for this purpose.



### Marking

The 2009-198 Marker Carrier allows marking strips to be used.

Subject to changes. Please also observe the further product documentation!