

Thermofit Molded Parts Specification Control Drawing

Part Number : 208A011 thru 098
Description : Boot, Straight, Heavy Wall

NOTES

- All dimensions are in $\frac{\text{inches}}{\text{[millimeters]}}$; $\frac{\text{lbs}}{\text{[gms]}}$
- Dimensions appearing in table are as follows:
 - a - As Supplied
 - b - After Unrestricted Recovery
- Coating is optional. As supplied dimensions appearing in table are for uncoated parts. When coating is added, entry diameters will be reduced by .06 max.
- Molding ports are optional. When -00 modification number is specified molding ports will be located as shown. On sizes 208A011 and 208A021 .12/[3,05] diameter vent port will be eliminated.
- Weight shown in table of dimensions is based on polyolefin part.

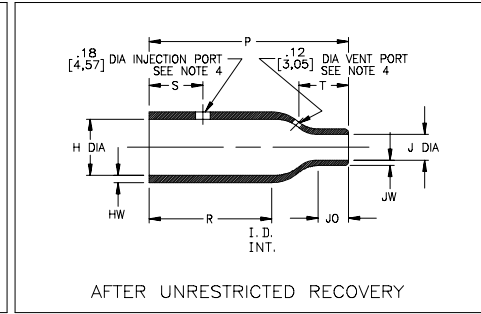
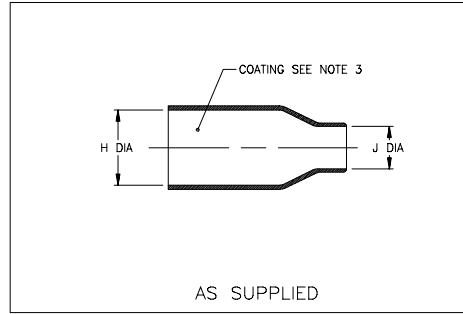


TABLE OF DIMENSIONS

PART NUMBER	H		J		P ±10% b	R Ref	S Ref	T Ref	JO Ref	HW ±20% b	JW ±20% b	Weight Nom b
	Min a	Max b	Min a	Max b								
	a	b	a	b								
208A011	.42 [10,7]	.31 [7,9]	.18 [4,6]	.08 [2,0]	.99 [25,1]	.57 [14,5]	.50 [12,7]	N/A	.18 [4,6]	.05 [1,27]	.04 [1,02]	.002 [0,9]
208A021	.54 [13,7]	.41 [10,4]	.26 [6,6]	.12 [3,0]	1.51 [38,4]	.84 [21,3]	.75 [19,1]	N/A	.29 [7,4]	.06 [1,52]	.04 [1,02]	.005 [2,3]
208A032	.76 [19,3]	.56 [14,2]	.32 [8,1]	.16 [4,1]	2.12 [53,8]	1.36 [34,5]	.75 [19,1]	.45 [11,4]	.29 [7,4]	.08 [2,03]	.05 [1,27]	.009 [4,1]
208A042	.94 [23,9]	.71 [18,0]	.46 [11,7]	.22 [5,6]	2.55 [64,8]	1.46 [37,1]	.75 [19,1]	.64 [16,26]	.50 [12,7]	.10 [2,54]	.06 [1,52]	.022 [10,0]
208A053	1.18 [30,0]	.88 [22,4]	.58 [14,7]	.28 [7,1]	3.00 [76,2]	1.66 [42,2]	.75 [19,1]	.90 [22,9]	.62 [15,7]	.12 [3,05]	.07 [1,78]	.038 [17,2]
208A064	1.49 [37,8]	1.11 [28,2]	.75 [19,1]	.36 [9,1]	3.85 [97,8]	2.35 [59,7]	.75 [19,1]	1.20 [30,5]	.62 [15,7]	.15 [3,81]	.08 [2,03]	.079 [35,8]
208A075	1.85 [47,0]	1.38 [35,1]	1.40 [35,6]	.64 [16,3]	5.00 [127,0]	2.70 [68,6]	1.00 [25,4]	1.75 [44,5]	1.47 [37,3]	.18 [4,57]	.13 [3,30]	.136 [61,7]
208A086	2.34 [59,4]	1.75 [44,5]	1.72 [43,7]	.82 [20,8]	6.25 [158,8]	3.60 [91,4]	1.00 [25,4]	2.05 [52,1]	1.65 [41,9]	.22 [5,59]	.18 [4,57]	.342 [155,1]
208A098	3.20 [81,3]	2.25 [57,2]	2.19 [55,6]	1.05 [26,7]	8.09 [205,5]	4.65 [118,1]	1.00 [25,4]	3.20 [81,3]	1.90 [48,3]	.28 [7,11]	.19 [4,83]	.743 [337,0]

Raychem

RAYCHEM CORPORATION
300 CONSTITUTION DRIVE
MENLO PARK, CALIFORNIA 94025

Revision : R
Date : 9/3/98

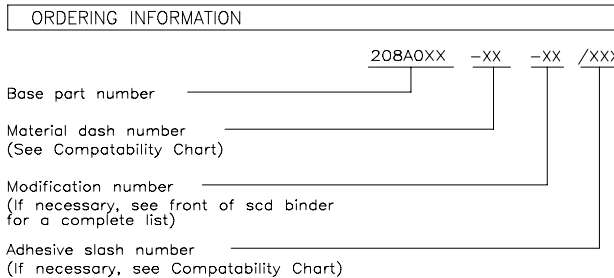
Part Number : 208A011 thru 098
Description : Boot, Straight, Heavy Wall

Thermofit Molded Parts Specification Control Drawing

Part Number : 208A011 thru 098
Description : Boot, Straight, Heavy Wall

MATERIAL DASH NO.	MATERIAL DESCRIPTION	RT SPEC	COATING SLASH NO.	COATING S NO.	COATING DESCRIPTION
-3	Polyolefin, Semi-rigid	RT-301	/42;/86;/87	S-1017;S-1048;S-1052	Adhesive
-4	Polyolefin, Flexible	RT-1304	/42;/86;/87	S-1017;S-1048;S-1052	Adhesive
-5	Elastomer, Flexible	RT-501	/42	S-1017	Adhesive
-6	Silicone	RT-602	N/A		
-12	*VITON, Flexible	RT-1312	N/A		
-25	Elastomer, Fluid Resistant	RT-1325	N/A		
-49	Flexible EPR	RT-1320	/42	S-1017	Adhesive

*VITON is a Registered Trademark of Dupont



THIS DRAWING IS SUBJECT TO CHANGE WITHOUT NOTICE; CONSULT YOUR
NEAREST FIELD REPRESENTATIVE FOR CURRENT REVISION

Raychem

RAYCHEM CORPORATION
300 CONSTITUTION DRIVE
MENLO PARK, CALIFORNIA 94025

Revision : R
Date : 9/3/98

Part Number : 208A011 thru 098
Description : Boot, Straight, Heavy Wall

CAD FILE MP98140

If this document is printed it becomes uncontrolled.
Check for the latest revision.