

# Printed-circuit board connector - CCV 2,5/ 6-GF-LR P20 THR - 1837404

Please be informed that the data shown in this PDF Document is generated from our Online Catalog. Please find the complete data in the user's documentation. Our General Terms of Use for Downloads are valid (<http://phoenixcontact.com/download>)

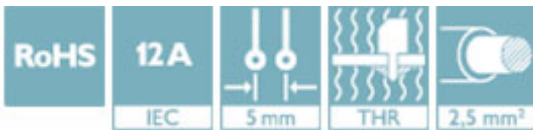
PCB headers, nominal current: 12 A, number of positions: 6, pitch: 5 mm, color: black, contact surface: Tin, mounting: THR soldering




The figure shows an 10-position version

## Your advantages

- ✓ Designed for integration into the SMT soldering process
- ✓ Maximum flexibility when it comes to device design – one header for connectors with different connection technologies
- ✓ Screwable flange for superior mechanical stability
- ✓ Automatic locking and intuitive release through Lock and Release operating lever in contrasting color



## Key Commercial Data

Packing unit	50 pc
GTIN	 4 055626 023991
GTIN	4055626023991

## Technical data

### Dimensions

Length [ l ]	8.6 mm
Width	40 mm
Pitch	5 mm
Dimension a	25 mm
Width [ w ]	40 mm
Height [ h ]	14 mm
Height	12 mm
Length of the solder pin	2 mm
Pin dimensions	1 x 1 mm
Length	8.6 mm

### General

# Printed-circuit board connector - CCV 2,5/ 6-GF-LR P20 THR - 1837404

## Technical data

### General

Range of articles	CCV 2,5/..-GF-LR
Insulating material group	IIIa
Rated surge voltage (III/3)	4 kV
Rated surge voltage (III/2)	4 kV
Rated surge voltage (II/2)	4 kV
Rated voltage (III/3)	250 V
Rated voltage (III/2)	320 V
Rated voltage (II/2)	400 V
Connection in acc. with standard	EN-VDE
Nominal current I <sub>N</sub>	12 A
Insulating material	LCP
Flammability rating according to UL 94	V0
Color	black
Number of positions	6

### Packaging information

Type of packaging	packed in cardboard
Pieces per package	50
Denomination packing units	Pcs.

### Standards and Regulations

Connection in acc. with standard	EN-VDE
Flammability rating according to UL 94	V0

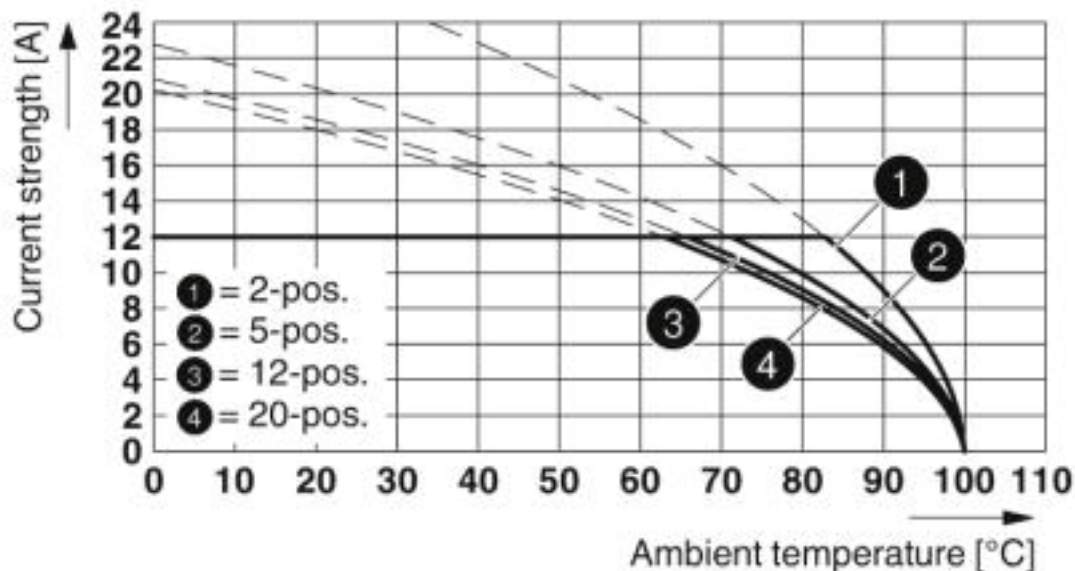
### Environmental Product Compliance

	Lead 7439-92-1
China RoHS	Environmentally Friendly Use Period = 50
	For details about hazardous substances go to tab "Downloads", Category "Manufacturer's declaration"

## Drawings

# Printed-circuit board connector - CCV 2,5/ 6-GF-LR P20 THR - 1837404

Diagram



Type: MSTB 2,5/...-STF with CCV 2,5/...-GF-LR P20 THR

## Approvals

Approvals

Approvals

cULus Recognized / EAC

Ex Approvals

## Approval details

cULus Recognized		<a href="http://database.ul.com/cgi-bin/XYV/template/LISEXT/1FRAME/index.htm">http://database.ul.com/cgi-bin/XYV/template/LISEXT/1FRAME/index.htm</a>	E60425-19931011
	B		D
Nominal voltage UN	300 V		300 V
Nominal current IN	16 A		10 A

EAC		B.01742
-----	--	---------

Phoenix Contact 2019 © - all rights reserved  
<http://www.phoenixcontact.com>

PHOENIX CONTACT GmbH & Co. KG  
Flachsmarktstr. 8  
32825 Blomberg  
Germany  
Tel. +49 5235 300  
Fax +49 5235 3 41200  
<http://www.phoenixcontact.com>