

15A, 100V Low V_F Trench Schottky Surface Mount Rectifier

FEATURES

- Patented Trench Schottky technology
- Excellent high temperature stability
- Low forward voltage
- Low power loss / high efficiency
- High forward surge capability
- Ideal for automated placement
- Moisture sensitivity level: level 1, per J-STD-020
- RoHS Compliant
- Halogen-free according to IEC 61249-2-21

APPLICATIONS

- Switching mode power supply (SMPS)
- Adapters
- DC to DC converter

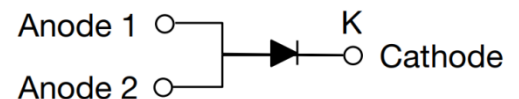
MECHANICAL DATA

- Case: TO-277A (SMPC)
- Molding compound meets UL 94V-0 flammability rating
- Terminal: Matte tin plated leads, solderable per J-STD-002
- Meet JESD 201 class 2 whisker test
- Polarity: Indicated by cathode band
- Weight: 0.095g (approximately)

KEY PARAMETERS		
PARAMETER	VALUE	UNIT
I_F	15	A
V_{RRM}	100	V
I_{FSM}	150	A
$T_{J\ MAX}$	150	°C
Package	TO-277A (SMPC)	
Configuration	Single die	



TO-277A (SMPC)



ABSOLUTE MAXIMUM RATINGS ($T_A = 25^\circ\text{C}$ unless otherwise noted)			
PARAMETER	SYMBOL	TSP15U100S	UNIT
Marking code on the device		15U100	
Repetitive peak reverse voltage	V_{RRM}	100	V
Reverse voltage, total rms value	$V_{R(RMS)}$	70	V
Forward current	I_F	15	A
Surge peak forward current, 8.3ms single half sine wave superimposed on rated load	I_{FSM}	150	A
Junction temperature	T_J	-55 to +150	°C
Storage temperature	T_{STG}	-55 to +150	°C

THERMAL PERFORMANCE			
PARAMETER	SYMBOL	TYP	UNIT
Junction-to-lead thermal resistance	$R_{\theta JL}$	12	°C/W

ELECTRICAL SPECIFICATIONS ($T_A = 25^\circ\text{C}$ unless otherwise noted)					
PARAMETER	CONDITIONS	SYMBOL	TYP	MAX	UNIT
Forward voltage ⁽¹⁾	$I_F = 5.0\text{A}, T_J = 25^\circ\text{C}$	V_F	0.49	-	V
	$I_F = 7.5\text{A}, T_J = 25^\circ\text{C}$		0.52	-	V
	$I_F = 15.0\text{A}, T_J = 25^\circ\text{C}$		0.62	0.70	V
	$I_F = 5.0\text{A}, T_J = 125^\circ\text{C}$		0.40	-	V
	$I_F = 7.5\text{A}, T_J = 125^\circ\text{C}$		0.45	-	V
	$I_F = 15.0\text{A}, T_J = 125^\circ\text{C}$		0.56	0.64	V
Reverse current @ rated V_R ⁽²⁾	$T_J = 25^\circ\text{C}$	I_R	-	250	μA
	$T_J = 125^\circ\text{C}$		-	20	mA

Notes:

1. Pulse test with PW = 0.3ms
2. Pulse test with PW = 30ms

ORDERING INFORMATION		
ORDERING CODE	PACKAGE	PACKING
TSP15U100S	TO-277A (SMPC)	6,000 / Tape & Reel

CHARACTERISTICS CURVES

($T_A = 25^\circ\text{C}$ unless otherwise noted)

Fig.1 Forward Current Derating Curve

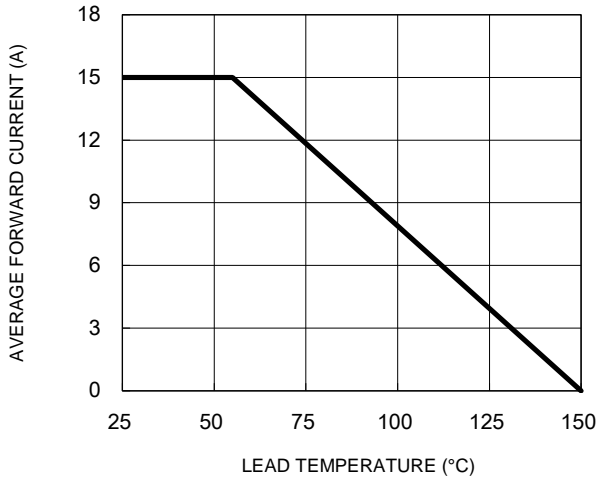


Fig.2 Typical Junction Capacitance

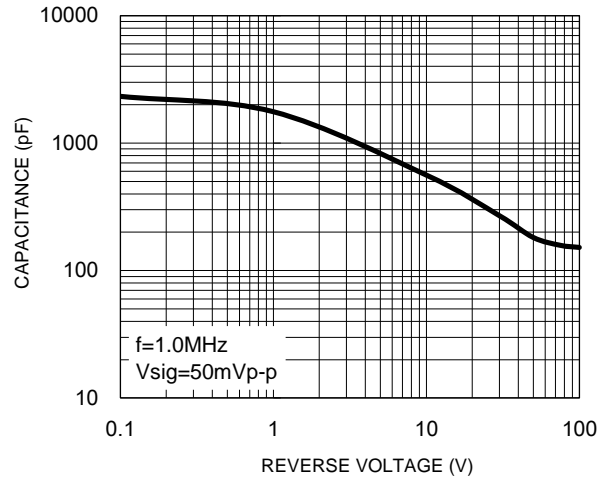


Fig.3 Typical Reverse Characteristics

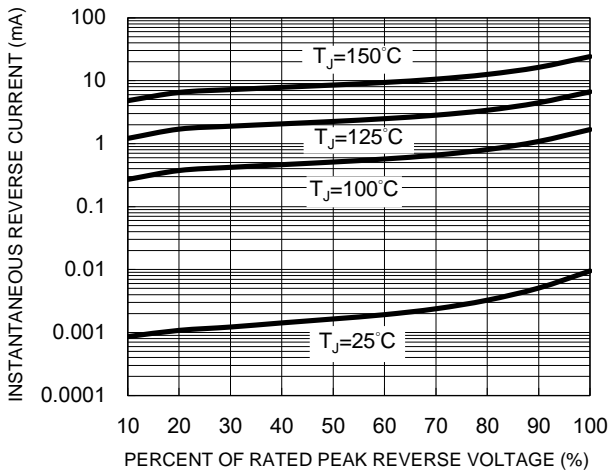


Fig.4 Typical Forward Characteristics

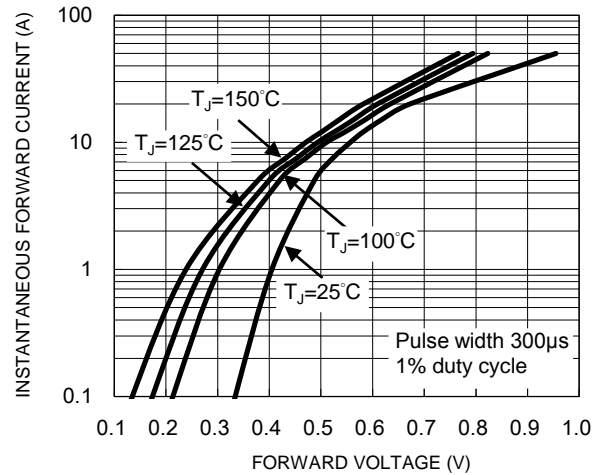
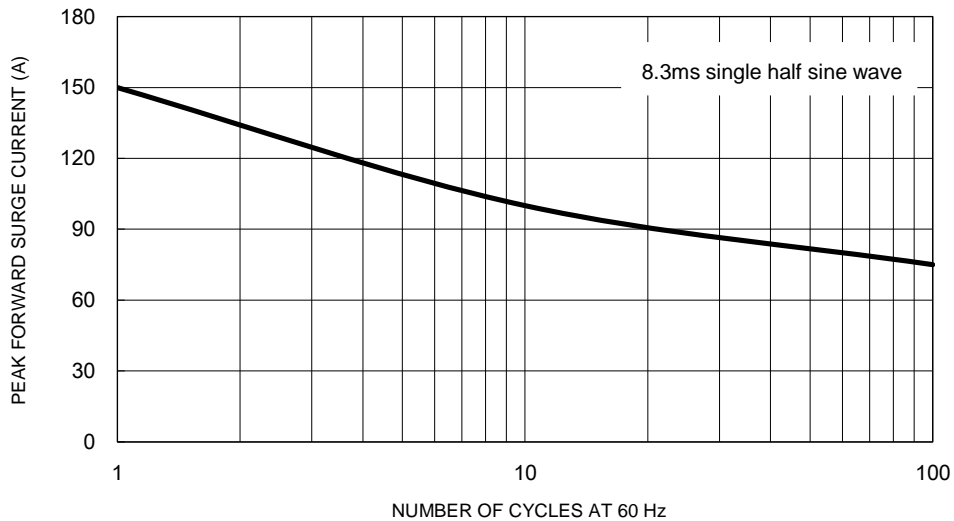
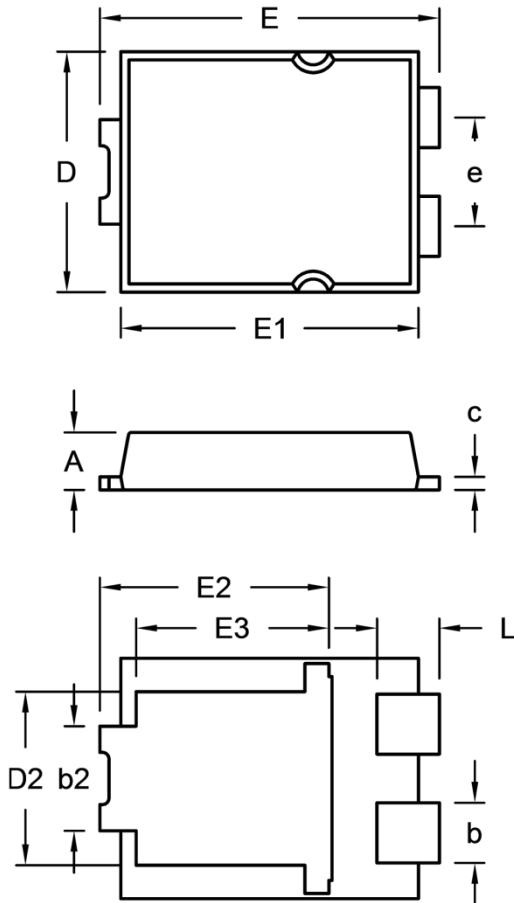


Fig.5 Maximum Non-Repetitive Forward Surge Current



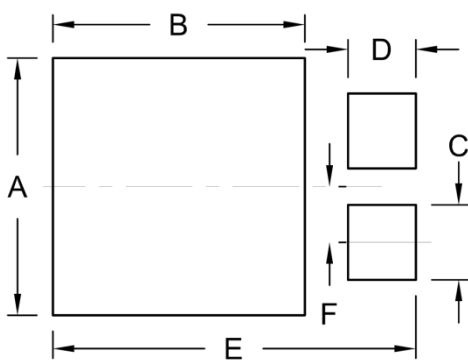
PACKAGE OUTLINE DIMENSIONS

TO-277A (SMPC)



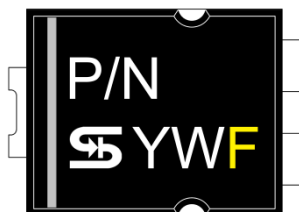
DIM.	Unit (mm)		Unit (inch)	
	Min.	Max.	Min.	Max.
A	1.000	1.200	0.039	0.047
b	1.000	1.300	0.039	0.051
b2	1.850	2.150	0.073	0.085
c	0.175	0.325	0.007	0.013
D	4.550	4.650	0.179	0.183
D2	3.170	3.470	0.125	0.137
E	6.350	6.650	0.250	0.262
E1	5.650	5.750	0.222	0.226
E2	4.235	4.535	0.167	0.179
E3	3.540	3.840	0.139	0.151
e	1.930	2.230	0.076	0.088
L	1.043	1.343	0.041	0.053

SUGGESTED PAD LAYOUT



Symbol	Unit (mm)	Unit (inch)
A	4.80	0.189
B	4.72	0.186
C	1.40	0.055
D	1.27	0.050
E	6.80	0.268
F	1.04	0.041

MARKING DIAGRAM



P/N = Marking Code
 YW = Date Code
 F = Factory Code

Notice

Specifications of the products displayed herein are subject to change without notice. TSC or anyone on its behalf assumes no responsibility or liability for any errors or inaccuracies.

Purchasers are solely responsible for the choice, selection, and use of TSC products and TSC assumes no liability for application assistance or the design of Purchasers' products.

Information contained herein is intended to provide a product description only. No license, express or implied, to any intellectual property rights is granted by this document. Except as provided in TSC's terms and conditions of sale for such products, TSC assumes no liability whatsoever, and disclaims any express or implied warranty, relating to sale and/or use of TSC products including liability or warranties relating to fitness for a particular purpose, merchantability, or infringement of any patent, copyright, or other intellectual property right.

The products shown herein are not designed for use in medical, life-saving, or life-sustaining applications. Customers using or selling these products for use in such applications do so at their own risk and agree to fully indemnify TSC for any damages resulting from such improper use or sale.