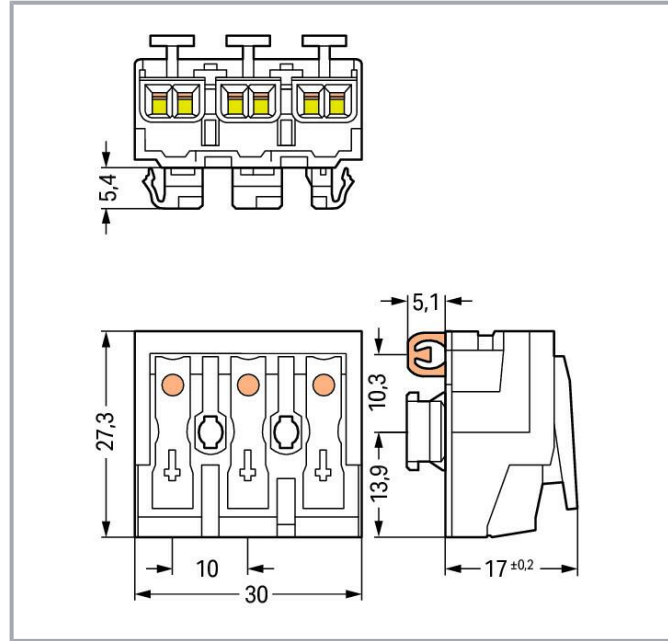



Data sheet | Item number: 294-8113

Lighting connector; push-button, external; for Linect®; with direct ground contact; 3-pole; Cod. A; Lighting side: for solid conductors; Inst. side: for all conductor types; max. 2.5 mm²; Surrounding air temperature: max 85°C (T85); 2,50 mm²; white

www.wago.com/294-8113



Item description

- External connection of solid, stranded and fine-stranded conductors
- Universal conductor termination (AWG, metric)
- Third contact located at the bottom of internal connector end
- - Strain relief plate can be retrofitted

Data

Electrical data

Ratings per IEC/EN

Ratings per	IEC/EN 60998-1
Ratings for	Connection points
Nominal voltage (II/2)	500 V
Rated surge voltage (II/2)	4 kV
Rated current	24 A

Subject to changes. Please also observe the further product documentation!

WAGO GmbH & Co. KG
Hansastr. 27
32423 Minden
Phone: +49571 887-0 | Fax: +49571 887-169
Email: info.de@wago.com | Web: www.wago.com

Do you have any questions about our products?
We are always happy to take your call at +49 (571) 887-44222.

Legend (ratings)

(II / 2) \triangleq Overvoltage category II / Pollution degree 2**Ratings per IEC/EN 2**

Ratings per 2	IEC/EN 60998-2-2
Ratings for	Connection points
Rated voltage (II/2) 2	500 V
Rated surge voltage (II/2) 2	4 kV
Rated current 2	24 A

Ratings per IEC/EN 3

Ratings per 3	IEC/EN 61984
Ratings for	Linect [®] plug-in connection
Rated voltage (II/2) 3	500 V
Rated surge voltage (II/2) (3)	4 kV
Rated current 3	16 A

Connection data

Total number of potentials	3
Number of connection types	4
PE function	Direct PE contact

Connection 1

Connection type 1	External 1
Connection technology	Push-in CAGE CLAMP [®]
Number of connection points	2
Actuation type	Push-button
Solid conductor	0.5 ... 2.5 mm ² / 18 ... 12 AWG
Solid conductor; push-in termination	0.5 ... 2.5 mm ² / 18 ... 12 AWG
Stranded conductor	0.5 ... 2.5 mm ² / 18 ... 14 AWG
Fine-stranded conductor	0.5 ... 2.5 mm ² / 18 ... 14 AWG
Fine-stranded conductor; with insulated ferrule	0.5 ... 1.5 mm ² / 18 ... 16 AWG
Fine-stranded conductor; with uninsulated ferrule	0.5 ... 1.5 mm ² / 18 ... 16 AWG
Fine-stranded conductor; with ferrule; push-in termination	0.5 mm ² / 18 AWG
Strip length	8 ... 9 mm / 0.31 ... 0.35 inches
Pole number	3

Subject to changes. Please also observe the further product documentation!



Connection 2

Connection type 2	Internal 2
Connection technology 2	PUSH WIRE®
Number of connection points 2	1
Actuation type 2	Push-in
Solid conductor 2	0.5 ... 2.5 mm ² / 18 ... 14 AWG
Fine-stranded conductor; with insulated ferrule 2	0.5 ... 1 mm ² / 18 ... 14 AWG
Fine-stranded conductor; with uninsulated ferrule 2	0.5 ... 1.5 mm ² / 18 ... 16 AWG
Strip length 2	8 ... 9 mm / 0.31 ... 0.35 inches

Connection 3

Connection type 3	Internal 3
Connection technology 3	PUSH WIRE®
Number of connection points 3	1
Actuation type 3	Push-in
Solid conductor 3	0.5 ... 1.5 mm ² / 18 ... 16 AWG
Fine-stranded conductor; with insulated ferrule 3	0.5 ... 0.75 mm ² / 18 AWG
Fine-stranded conductor; with uninsulated ferrule 3	0.5 ... 1 mm ² / 18 ... 14 AWG
Strip length 3	8 ... 9 mm / 0.31 ... 0.35 inches

Connection 4

Connection type 4	Internal 4
Connection technology 4	PUSH WIRE®
Number of connection points 4	1
Actuation type 4	Push-in
Solid conductor 4	0.5 ... 0.75 mm ² / 18 AWG
Strip length 4	8 ... 9 mm / 0.31 ... 0.35 inches

Physical data

Pin spacing	10 mm / 0.394 inches
Width	30 mm / 1.181 inches
Height	22.4 mm / 0.882 inches
Height from the surface	17 mm / 0.669 inches
Depth	27.3 mm / 1.075 inches

Subject to changes. Please also observe the further product documentation!

WAGO GmbH & Co. KG
 Hansastr. 27
 32423 Minden
 Phone: +49571 887-0 | Fax: +49571 887-169
 Email: info.de@wago.com | Web: www.wago.com

Do you have any questions about our products?
 We are always happy to take your call at +49 (571) 887-44222.



Mechanical Data

Technology	Linect
Marking	N $\frac{1}{2}$ L

Material Data

Note (material data)	Information on material specifications can be found here
Color	white
Material group	IIIa
Insulation material	Polycarbonate (PC)
Flammability class per UL94	V0
Clamping spring material	Chrome-nickel spring steel (CrNi)
Contact material	Electrolytic copper (E _{Cu})
Contact plating	Tin
Fire load	0.2 MJ
Weight	10 g

Environmental requirements

Temperature stability	120 °C
T marking	T85

Commercial data

Product Group	8 (Misc. Chassis Mount Blocks)
eCl@ss 10.0	27-14-11-06
eCl@ss 9.0	27-14-11-06
ETIM 8.0	EC001284
ETIM 7.0	EC001284
PU (SPU)	500 pcs
Packaging type	Foil
Country of origin	CH
GTIN	4050821098805
Customs tariff number	85369010000

Environmental Product Compliance

CAS-No.	131651-65-5
---------	-------------

Subject to changes. Please also observe the further product documentation!

144317-44-2
 220133-51-7
 220689-12-3
 25628-08-4
 29420-49-3
 375-73-5
 503155-89-3
 507453-86-3
 68259-10-9


REACH Candidate List Substance	Perfluorobutane sulfonic acid (PFBS) and its salts
RoHS Compliance Status	Compliant,With Exemption
RoHS Exemption	6(c) 7(a) 7(c)-I 7(c)-II
SCIP notification number (Austria)	c4724658-d854-4c22-8f5f-c1cd430690c6
SCIP notification number (Belgium)	b8983cf4-8a63-4a24-b94d-e1fadf07749a
SCIP notification number (Bulgaria)	0211a753-2519-4d0c-b57d-c758bef22d57
SCIP notification number (Czech Republic)	52188b56-cd7c-46fa-aaf5-967b08be522e
SCIP notification number (Denmark)	1c8f7e71-ac92-4ba0-a8d3-3af5c188f3fa
SCIP notification number (Finland)	f8605121-21a9-42ec-97cb-87f12d6b6e4e
SCIP notification number (France)	34ceff3a-3f87-45a0-a0e6-61f6468ba5c8
SCIP notification number (Germany)	cb5ee07d-b98b-46b6-a5c6-fbb1e59c2e4a
SCIP notification number (Hungary)	2ad8128e-1810-404a-a15f-40aa315fe882
SCIP notification number (Italy)	85b539a9-172b-4ab4-82a8-9d6f6e36860f
SCIP notification number (Netherlands)	d343592c-b41c-4ea5-aaad-e18b37862308
SCIP notification number (Poland)	df5c2222-850e-4cb3-830e-6cac2eaddb11
SCIP notification number (Romania)	b0ee8315-b218-4210-9944-365568b4786b
SCIP notification number (Sweden)	ef146875-5d73-435a-8381-c3d31530b42d

Other

Technology	Linect
------------	--------

Approvals / Certificates

General approvals

Logo	Approval	Additional Approval Text	Certificate name
	ENEC 05 DEKRA Certification B.V.	EN 60998	2128791.01

Subject to changes. Please also observe the further product documentation!

WAGO GmbH & Co. KG
 Hansastr. 27
 32423 Minden
 Phone: +49571 887-0 | Fax: +49571 887-169
 Email: info.de@wago.com | Web: www.wago.com

Do you have any questions about our products?
 We are always happy to take your call at +49 (571) 887-44222.





VDE
VDE Prüf- und Zertifizierungsinstitut

EN 61535

40029808

Declarations of conformity and manufacturer's declarations

Logo	Approval	Additional Approval Text	Certificate name
	EU-Declaration of Conformity WAGO GmbH & Co. KG	-	-
	UK-Declaration of Conformity WAGO GmbH & Co. KG	-	-

Counterpart



Item no.770-6223
Linect® T-connector; 3-pole; Cod. A; 1 input; 2 outputs; white

www.wago.com/770-6223

Item no.770-6229
Linect® T-connector; 3-pole; 1 input; with cable connection on the input side; white

www.wago.com/770-6229

Downloads

Documentation

Additional Information

Technical Section	2019 Apr 3	pdf	Download
Technical explanations		2.0 MB	

CAD/CAE-Data

CAD data

2D/3D Models 294-8113	URL	Download
-----------------------	-----	----------

CAE data

ZUKEN Portal 294-8113	URL	Download
-----------------------	-----	----------

Subject to changes. Please also observe the further product documentation!

WAGO GmbH & Co. KG
Hansastr. 27
32423 Minden
Phone: +49571 887-0 | Fax: +49571 887-169
Email: info.de@wago.com | Web: www.wago.com

Do you have any questions about our products?
We are always happy to take your call at +49 (571) 887-44222.



WSCAD Universe 294-8113

[URL](#)

[Download](#)

Environmental Product Compliance

Compliance Search

Environmental Product Compliance 294-8113

[URL](#)

[Download](#)

Lighting connector; push-button, external; for Linect®; with direct ground contact; 3-pole; Cod. A; Lighting side: for solid conductors; Inst. side: for all conductor types; max. 2.5 mm²; Surrounding air temperature: max 85°C (T85); 2,50 mm²; white

Installation Notes

Subject to changes. Please also observe the further product documentation!

WAGO GmbH & Co. KG

Hansastr. 27

32423 Minden

Phone: +49571 887-0 | Fax: +49571 887-169

Email: info.de@wago.com | Web: www.wago.com

Do you have any questions about our products?

We are always happy to take your call at +49 (571) 887-44222.