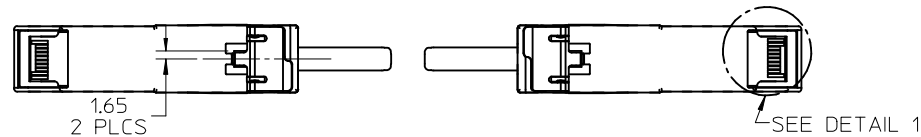
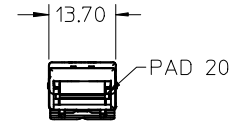
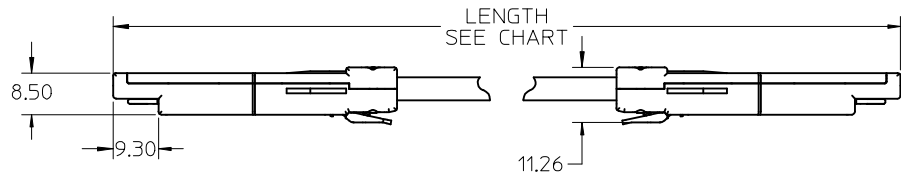


WIRING DIAGRAM			
P1 END		P2 END	
PAD	SIGNAL	PAD	SIGNAL
12	Rx-	19	Tx-
13	Rx+	18	Tx+
18	Tx+	13	Rx+
19	Tx-	12	Rx-

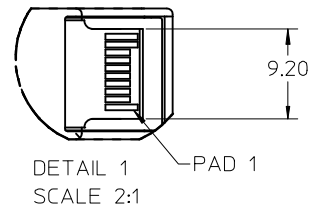
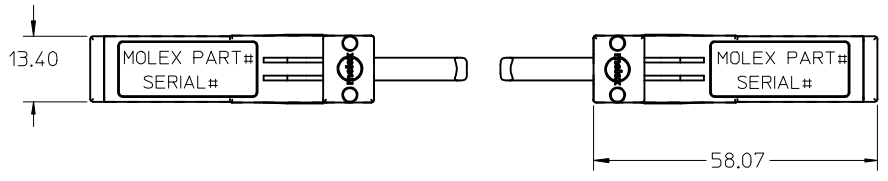


PART NUMBER	LENGTH
74743-0001	1 M ±0.05 M
74743-0002	2 M ±0.08 M
74743-0003	3 M ±0.08 M
74743-0004	4 M ±0.08 M
74743-0005	5 M ±0.08 M
74743-0006	6 M ±0.08 M
74743-0007	7 M ±0.08 M
74743-0008	8 M ±0.08 M
74743-0009	9 M ±0.08 M
74743-0010	10 M ±0.08 M
74743-0011	11 M ±0.08 M
74743-0012	12 M ±0.08 M
74743-0013	13 M ±0.08 M
74743-0014	14 M ±0.08 M
74743-0015	15 M ±0.08 M

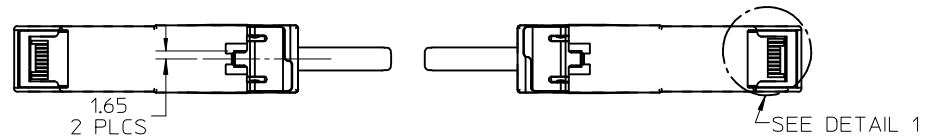
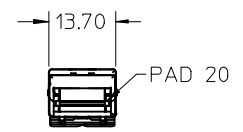
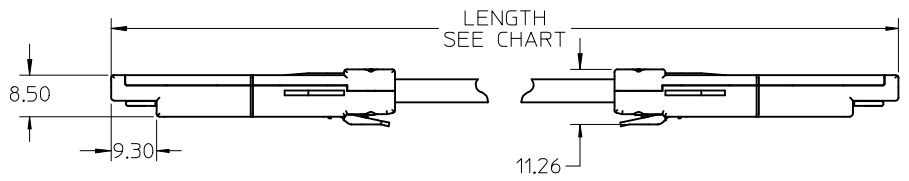
NOTES:

- MATERIALS
 BACKSHELLS - NICKEL PLATED ZINC
 LATCH - GLASS FILLED POLYCARBONATE
 PCB - FR-4
 RIVETS - STAINLESS STEEL
 IMPEDANCE - 100 OHMS DIFFERENTIAL, PASSIVE
- EACH ASSEMBLY HAS A SERIAL ID
- SEE MOLEX DRAWINGS SD-71153-7*** FOR CABLE DETAILS
- 4.25 Gbps F.C. BACKWARDS COMPATIBLE TO 1.0625 Gbps F.C.

RELEASED EC NO: DRAWN: JRESENDE 2006/01/05 CHKD: JRESENDE 2006/01/17 APPR: DDOYVE 2006/02/21	DESCRIPTION REV	QUALITY SYMBOLS ▽=0 ▽=0	GENERAL TOLERANCES (UNLESS SPECIFIED) mm INCH 4 PLACES ± --- ± --- 3 PLACES ± --- ± --- 2 PLACES ± --- ± --- 1 PLACE ± --- ± --- ANGULAR ± ---°	DIMENSION STYLE MM ONLY DRAWN BY DATE JRESENDE 04/10/14 CHECKED BY DATE JRESENDE 04/10/14 APPROVED BY DATE DDOYVE 04/10/14	SCALE 1:1 DESIGN UNITS METRIC THIRD ANGLE PROJECTION	TITLE SMALL FORM PLUGGABLE ACTIVE, FIBRE CABLE ASSEMBLY - 4.25 GBPS MOLEX INCORPORATED	MATERIAL NO. SEE TABLE	DOCUMENT NO. SD-74743-001	SHEET NO. 1 OF 1		
		DRAFT WHERE APPLICABLE MUST REMAIN WITHIN DIMENSIONS			THIS DRAWING CONTAINS INFORMATION THAT IS PROPRIETARY TO MOLEX INCORPORATED AND SHOULD NOT BE USED WITHOUT WRITTEN PERMISSION						
		MOLEX									
		MOLEX INCORPORATED									



WIRING DIAGRAM			
P1 END		P2 END	
PAD	SIGNAL	PAD	SIGNAL
12	Rx-	19	Tx-
13	Rx+	18	Tx+
18	Tx+	13	Rx+
19	Tx-	12	Rx-



PART NUMBER	LENGTH
74743-0001	1 M ±0.05 M
74743-0002	2 M ±0.08 M
74743-0003	3 M ±0.08 M
74743-0004	4 M ±0.08 M
74743-0005	5 M ±0.08 M
74743-0006	6 M ±0.08 M
74743-0007	7 M ±0.08 M
74743-0008	8 M ±0.08 M
74743-0009	9 M ±0.08 M
74743-0010	10 M ±0.08 M
74743-0011	11 M ±0.08 M
74743-0012	12 M ±0.08 M
74743-0013	13 M ±0.08 M
74743-0014	14 M ±0.08 M
74743-0015	15 M ±0.08 M

- NOTES:
- MATERIALS
 BACKSHELLS - NICKEL PLATED ZINC
 LATCH - GLASS FILLED POLYCARBONATE
 PCB - FR-4
 RIVETS - STAINLESS STEEL
 IMPEDANCE - 100 OHMS DIFFERENTIAL, PASSIVE
 - EACH ASSEMBLY HAS A SERIAL ID
 - SEE MOLEX DRAWINGS SD-71153-7*** FOR CABLE DETAILS
 - 4.25 Gbps F.C. BACKWARDS COMPATIBLE TO 1.0625 Gbps F.C.

RELEASED EC NO: DRAWN: JRESENDE 2006/01/05 CHKD: JRESENDE 2006/01/17 APPR: DDOYD 2006/02/21	DESCRIPTION REV	QUALITY SYMBOLS	GENERAL TOLERANCES (UNLESS SPECIFIED)	DIMENSION STYLE	SCALE	DESIGN UNITS	THIRD ANGLE PROJECTION
		▼=0 ▽=0	mm INCH 4 PLACES ± --- ± --- 3 PLACES ± --- ± --- 2 PLACES ± --- ± --- 1 PLACE ± --- ± --- ANGULAR ± ---°	MM ONLY DRAWN BY DATE JRESENDE 04/10/14 CHECKED BY DATE JRESENDE 04/10/14 APPROVED BY DATE DDOYD 04/10/14	1:1 METRIC	TITLE SMALL FORM PLUGGABLE ACTIVE, FIBRE CABLE ASSEMBLY - 4.25 GBPS MOLEX INCORPORATED	
		DRAFT WHERE APPLICABLE MUST REMAIN WITHIN DIMENSIONS	MATERIAL NO. SEE TABLE	DOCUMENT NO. SD-74743-001	SHEET NO. 1 OF 1		
		THIS DRAWING CONTAINS INFORMATION THAT IS PROPRIETARY TO MOLEX INCORPORATED AND SHOULD NOT BE USED WITHOUT WRITTEN PERMISSION					