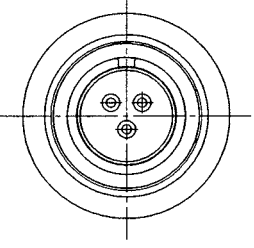
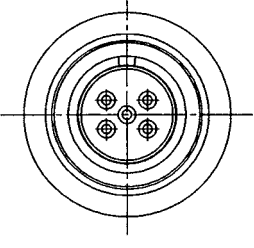
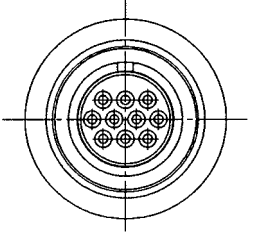


JB1 SERIES CONNECTORS

General Purpose Waterproof, Miniature Circular Connectors

Arrangement	3 Contacts	5 Contacts	10 Contacts
Contact Arrangement (View from Pin Insert Mating Side)			
Size x No. of Contact	#22 x 3	#22 x 5	#22 x 10
Current Rating	3 Amps	3 Amps	3 Amps
Rated Voltage	300 VAC r.m.s.	300 VAC r.m.s.	300 VAC r.m.s.
D.W.V. (for one minute)	900 VAC r.m.s.	900 VAC r.m.s.	900 VAC r.m.s.
Applicable Wire	#22 ~ #28 AWG	#22 ~ #28 AWG	#26 ~ #28 AWG

ORDERING INFORMATION

•Connector

Series	JB1	*	*	**	*	L	*
Shell Style							
C – Jam Nut							
D – Straight Plug							
H – Interconnecting Receptacle							
Shell Size							
B – 10							
No. of Contacts							
3, 5, 10							
Contact Type							
P – Pin, S – Socket							
Contact Form							
L – #22 Contact							
Modification No.							
1 – Receptacle							
2 – Plug, Anti-oil (Note 1)							
5 – Weatherproof (Note 1)							

•Contacts

Part No.	Applicable Wire	
	Wire Size	Insulation Outer
D02-22-22P-10000	AWG#22 - 24	Ø 1.3
D02-22-26P-10000	AWG#26 - 28	Ø 1.1
D02-22-22P-PKG100	AWG#22 - 24	Ø 1.3
D02-22-26P-PKG100	AWG#26 - 28	Ø 1.1

•Crimp Tooling

Hand Tool	CT150-2-D02
Machine Press	CP215-4B
Applicator	350-D02-2

Note 1: Cable plugs are waterproof only in the mated condition.

• Please consult JAE for verification of product availability.

Dimensions in mm (inches).