

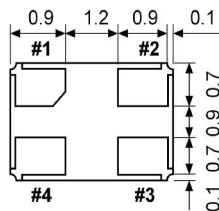

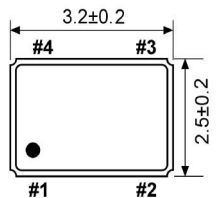
## Clock Oscillator SMD-version

+3,3V

model	KXO-V96T
frequency	48,0 MHz
frequency stability -40° ~ +85°C	± 50 ppm
operating temperature	-40° ~ +85°C
storage temperature	-50° ~ +125°C
symmetry	40% ~ 60% at 50% V <sub>DD</sub> level
rise & fall time max.	5 ns (10% V <sub>DD</sub> ~ 90% V <sub>DD</sub> level)
"0" level max.	VOL: 10% V <sub>DD</sub>
"1" level min.	VOH: 90% V <sub>DD</sub>
input voltage V <sub>DD</sub>	+3,3V ±5%
stand-by control voltage (pin#1)	V <sub>IH</sub> (min): 70% V <sub>DD</sub> V <sub>IL</sub> (max): 30%V <sub>DD</sub> *
supply voltage	-0,5V ~ +7,0V
input current	6,0 mA typ., 11,0 mA max. (pin #1=Open or V <sub>IH</sub> )
output load max.	15pF (HCMOS)
start up time max.	10 ms
disable delay time max.	150 ns
enable delay time max.	10 ms
stand by current max.*	50 µA (Pin #1=V <sub>IL</sub> )
jitter	deterministic jitter 5ps max. random jitter 7ps max. norm 1-sigma 7ps max. peak to peak 40ps max.
contents of reel	1000 pcs.
part no.	12.95101

\* Internal crystal oscillation to be halted (pin#1=V<sub>IL</sub>)

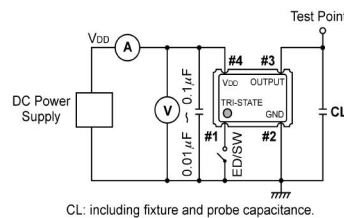
### Dimensions (mm):



PIN	CONNECTION
1	"L" OPEN or "H"
2	GND
3	Z OUTPUT
4	V <sub>DD</sub>

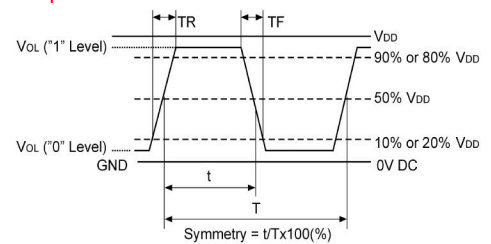
Z: high impedance

### Test circuit:

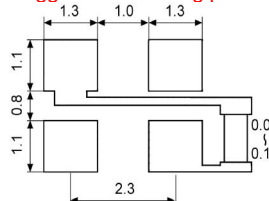


CL: including fixture and probe capacitance.

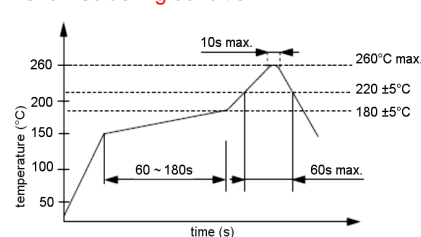
### Output waveform:



### Suggested soldering pad:



### Reflow soldering condition:



### Tape specification:

