

Two-hand operation console for command devices, 22 mm, round, Enclosure material metal, enclosure top part gray, 3 control points metal, standard equipment: 2 mushroom pushbuttons black 40 mm, 2x1NO+1NC, screw terminal, 1 EMERGENCY STOP red, 40 mm, 2 NC, screw terminal,



<b>product brand name</b>	SIRIUS ACT
<b>product designation</b>	Two-hand operation console
<b>product type designation</b>	3SU1
<b>manufacturer's article number</b>	
<ul style="list-style-type: none"> <li>● of supplied contact module</li> </ul>	R2 = 3SU1400-1AA10-1BA0 / L2 = 3SU1400-1AA10-1BA0 / M1 = 3SU1400-1AA10-1CA0 / R1 = 3SU1400-1AA10-1CA0 / L1 = 3SU1400-1AA10-1CA0 / M2 = 3SU1400-1AA10-1CA0
<ul style="list-style-type: none"> <li>● of supplied contact module at the command point A 1</li> </ul>	3SU1400-1AA10-1CA0
<ul style="list-style-type: none"> <li>● of supplied contact module at the command point A 3</li> </ul>	3SU1400-1AA10-1BA0
<ul style="list-style-type: none"> <li>● of supplied contact module at the command point B 1</li> </ul>	3SU1400-1AA10-1CA0
<ul style="list-style-type: none"> <li>● of supplied contact module at the command point B 3</li> </ul>	3SU1400-1AA10-1CA0
<ul style="list-style-type: none"> <li>● of supplied contact module at the command point C 1</li> </ul>	3SU1400-1AA10-1CA0
<ul style="list-style-type: none"> <li>● of supplied contact module at the command point C 3</li> </ul>	3SU1400-1AA10-1BA0
<ul style="list-style-type: none"> <li>● of the supplied holder at the command point A</li> </ul>	3SU1550-0AA10-0AA0
<ul style="list-style-type: none"> <li>● of the supplied holder at the command point B</li> </ul>	3SU1550-0AA10-0AA0
<ul style="list-style-type: none"> <li>● of the supplied holder at the command point C</li> </ul>	3SU1550-0AA10-0AA0
<ul style="list-style-type: none"> <li>● of the supplied actuator at the command point A</li> </ul>	3SU1050-1BD10-0AA0
<ul style="list-style-type: none"> <li>● of the supplied actuator at the command point B</li> </ul>	3SU1050-1HB20-0AA0
<ul style="list-style-type: none"> <li>● of the supplied actuator at the command point C</li> </ul>	3SU1050-1BD10-0AA0
<ul style="list-style-type: none"> <li>● of supplied empty enclosure</li> </ul>	3SU1853-3AA00-0AA1
<ul style="list-style-type: none"> <li>● of the supplied accessories at the command point B</li> </ul>	3SU1900-0BB31-0AT0
<b>Enclosure</b>	
<b>design of the housing</b>	Two-hand operating console with standard components
<b>material of the enclosure</b>	metal
<b>number of command points</b>	3
color of the enclosure top part	grey
<b>delivery state</b>	
<ul style="list-style-type: none"> <li>● as a kit</li> </ul>	No
<ul style="list-style-type: none"> <li>● pre-wired on strip terminal</li> </ul>	No
<b>fastening method of the enclosure</b>	Horizontal
<b>Actuator</b>	
<b>design of the actuating element</b>	A = mushroom pushbutton / B = EMERGENCY STOP mushroom pushbutton / C = mushroom pushbutton
<b>principle of operation of the actuating element</b>	A = momentary contact / B = latching / C = momentary contact

<b>product feature</b>	
• lockout	No
• staggered switching	No
color of the actuating element	A = black / B = red / C = black
<b>material of the actuating element</b>	metal
<b>shape of the actuating element</b>	round
<b>number of contact modules</b>	6
<b>type of unlocking device</b>	A = none / B = rotate to unlock / C = none
<b>Front ring</b>	
<b>product component front ring</b>	Yes
<b>material of the front ring</b>	metal
<b>color of the front ring</b>	silver
<b>Holder</b>	
<b>material of the holder</b>	Metal
<b>General technical data</b>	
<b>product function</b>	
• positive opening	Yes
• EMERGENCY OFF function	Yes
• EMERGENCY STOP function	Yes
product component stand/pedestal	No
<b>protection class IP</b>	IP66
<b>degree of protection NEMA rating</b>	1, 2, 3, 3R, 4, 4X, 12, 13
shock resistance acc. to IEC 60068-2-27	Sinusoidal half-wave 50g / 11 ms
vibration resistance acc. to IEC 60068-2-6	10 ... 500 Hz: 5g
<b>reference code acc. to IEC 81346-2</b>	S
<b>continuous current of the C characteristic MCB</b>	10 A; for a short-circuit current smaller than 400 A
<b>continuous current of the quick DIAZED fuse link</b>	10 A
<b>continuous current of the DIAZED fuse link gG</b>	10 A
<b>Auxiliary circuit</b>	
<b>design of the contact of auxiliary contacts</b>	Silver alloy
<b>number of NC contacts for auxiliary contacts</b>	4
<b>number of NO contacts for auxiliary contacts</b>	2
<b>Connections/ Terminals</b>	
<b>type of electrical connection on enclosure</b>	Cable routing at the rear 2 x M25
<b>Safety related data</b>	
B10 value with high demand rate acc. to SN 31920	100 000
<b>proportion of dangerous failures</b>	
• with low demand rate acc. to SN 31920	20 %
• with high demand rate acc. to SN 31920	20 %
failure rate [FIT] with low demand rate acc. to SN 31920	100 FIT
<b>T1 value for proof test interval or service life acc. to IEC 61508</b>	20 y
<b>Ambient conditions</b>	
• ambient temperature during operation	-25 ... +70 °C
• ambient temperature during storage	-40 ... +80 °C
environmental category during operation acc. to IEC 60721	3M6, 3S2, 3B2, 3C3, 3K6 (with relative air humidity of 10 ... 95 %, no condensation in operation permitted for all devices behind front panel)
<b>Installation/ mounting/ dimensions</b>	
fastening method of modules and accessories	Front plate mounting
<b>height</b>	185.6 mm
<b>width</b>	492.4 mm
<b>depth</b>	159.5 mm
<b>Accessories</b>	
<b>number of backing plates</b>	1
<b>marking of backing plate</b>	EMERGENCY-STOP
<b>color of backing plate</b>	Yellow
<b>Certificates/ approvals</b>	

General Product Approval	Declaration of Conformity
--------------------------	---------------------------



[Miscellaneous](#)

Declaration of Conformity
---------------------------



EG-Konf.

[Miscellaneous](#)

[Miscellaneous](#)

[Miscellaneous](#)



EG-Konf.



EG-Konf.

Declaration of Conformity	Test Certificates	Marine / Shipping
---------------------------	-------------------	-------------------



EG-Konf.

[Miscellaneous](#)



EG-Konf.

[Special Test Certificate](#)

[Type Test Certificates/Test Report](#)



ABS

Marine / Shipping	other
-------------------	-------



LRS



PRS



RINA



RMRS

[Confirmation](#)

Further information
---------------------

Information- and Downloadcenter (Catalogs, Brochures,...)

<https://www.siemens.com/ic10>

Industry Mall (Online ordering system)

<https://mall.industry.siemens.com/mall/en/en/Catalog/product?mfb=3SU1853-3NB00-1AA1>

Cax online generator

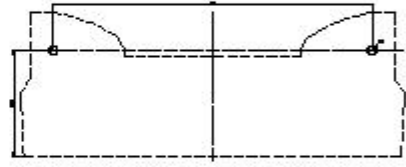
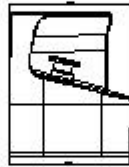
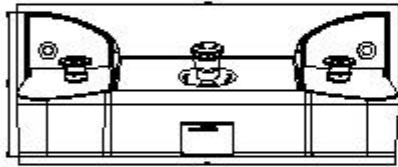
<http://support.automation.siemens.com/WW/CAXorder/default.aspx?lang=en&mfb=3SU1853-3NB00-1AA1>

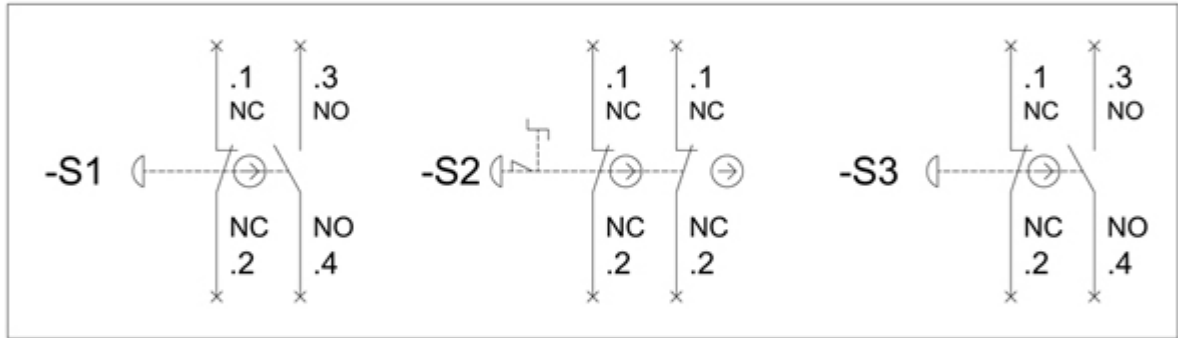
Service&Support (Manuals, Certificates, Characteristics, FAQs,...)

<https://support.industry.siemens.com/cs/ww/en/ps/3SU1853-3NB00-1AA1>

Image database (product images, 2D dimension drawings, 3D models, device circuit diagrams, EPLAN macros, ...)

[http://www.automation.siemens.com/bilddb/cax\\_de.aspx?mfb=3SU1853-3NB00-1AA1&lang=en](http://www.automation.siemens.com/bilddb/cax_de.aspx?mfb=3SU1853-3NB00-1AA1&lang=en)





last modified:

8/31/2020 