




Part Number: D3I5459

Electrical Specifications

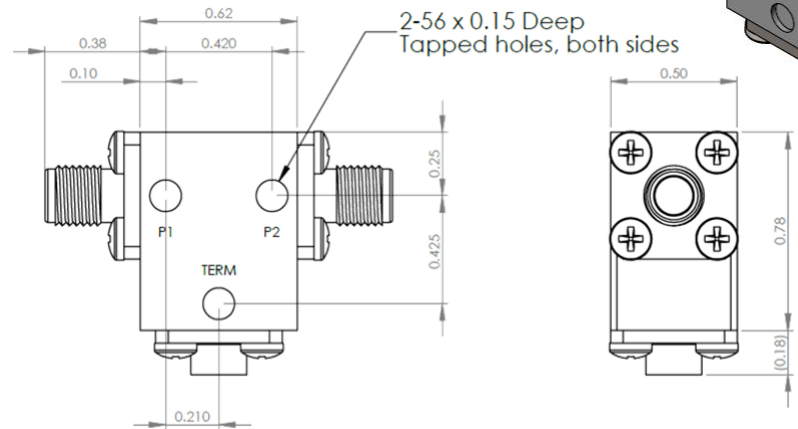
Frequency Range (GHz):	5.4 - 5.9
Isolation (dB):	23 MIN
Insertion Loss (dB):	0.3 MAX
VSWR:	1.15:1 MIN
Forward Power (W):	20 AVG 45 PK
Reflective Power (W):	2 AVG

Mechanical/Environmental Specifications

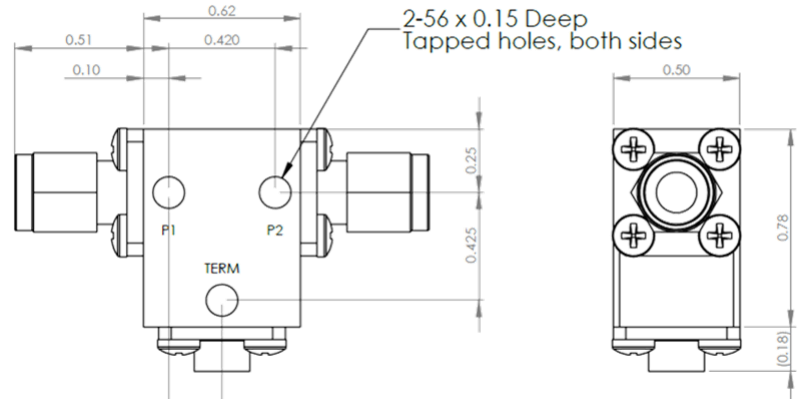
Connector Type:	SMA
Connector Body:	Passivated stainless steel
Connector Pin:	Gold plated copper
Load Body:	Brass
Magnetic Shunt:	Nickel plated CRS
Operational Temp:	-30°C to +65°C
Weight (oz)	1.0 MAX



D3I5459 Dimensions



D3I5459-3 Dimensions



Dimensions are in inches
Tolerance

XX	±0.03
XXX	±0.010

Type of Device	PN Suffix	Connector Configuration Input / Output	PN Example
Single and Dual Junction Isolator, 2-Port Device	N/A	Female / Female	D3I5459
	-1	Male / Female	D3I5459-1
	-2	Female / Male	D3I5459-2
	-3	Male / Male	D3I5459-3



MEASURED DATA

Part Number: D3I5459, +25°C

