THIS DRAWING IS UNPUBLISHED
VERTRAULICHE UNVERÖFFENTLICHTE ZEICHNUNG
© COPYRIGHT 2001 BY TYCO ELECTRONICS CORPORATION. ALL RIGHTS RESERVED.
ALLE RECHTE VORBEHALTEN.

RELEASED FOR PUBLICATION - 2001
FREI FUER VEROEFFENTLICHUNG

MATED WITH
PASSEND ZU

LOC	DIST
A1	-

PROJEKT NR.: -

REVISIONS
ÄNDERUNGEN

P	LTR	DESCRIPTION BESCHREIBUNG	DATE	DWN	APVD
	A1	PCN-NO. E-14-010330	11JUL2014	KK	ZP
	A2	Add note 6 and drawing adapted	010KT2015	Ho.	Gilch
	B	E-17-002179	23OCT2018	HO.	GILC

(CONDITION ON DELIVERY)
(Lieferzustand)
RETAINER IN PRELOCKED POSITION
2.Kontaktsicherung in Vorraststellung

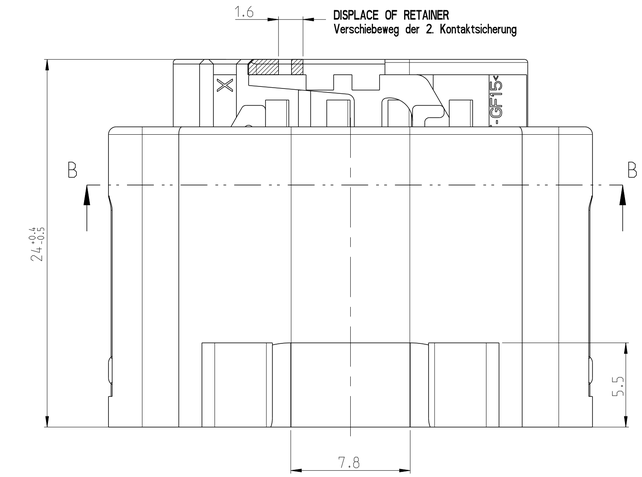

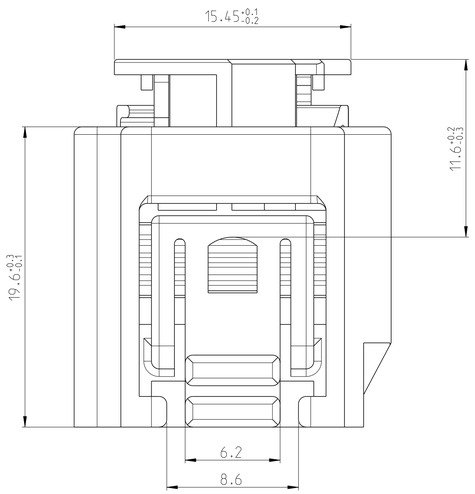

RETAINER IN PRELOCKED POSITION (CONDITION ON DELIVERY)
2. Kontaktsicherung in Vorraststellung (Lieferzustand)

B-B

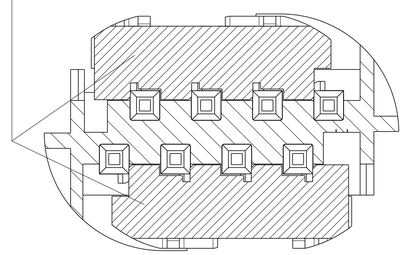

2. Kontaktsicherung in Endraststellung
RETAINER IN ENDLOCKED POSITION

B-B

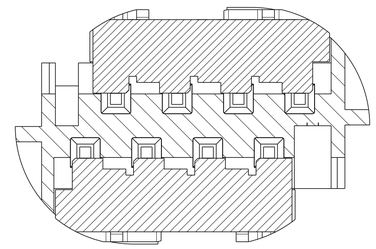

DISPLACE/Verschiebeweg : 2x1.6 mm

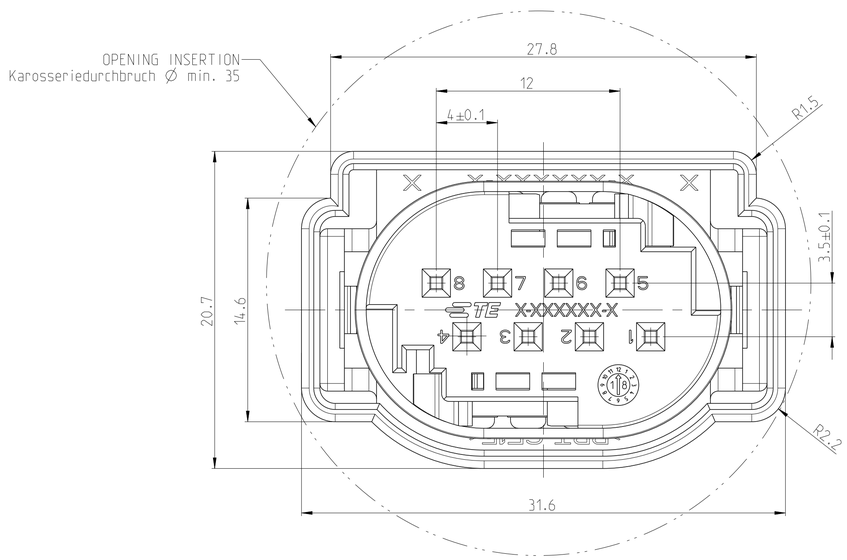

A-A

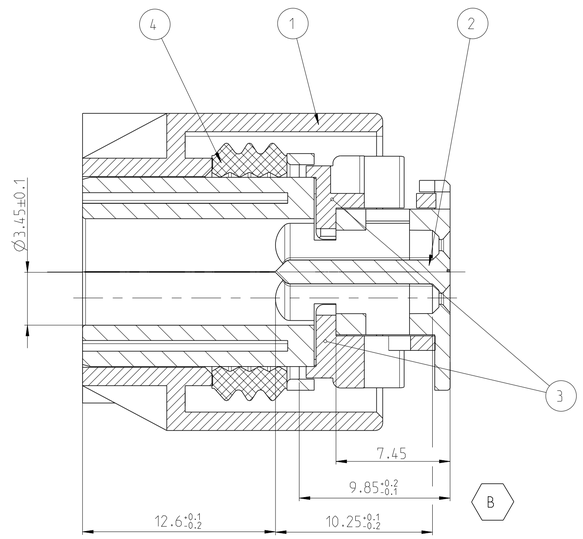

NOTES
Bemerkungen

1. CODING A AS SHOWN
   Kodierung A gezeichnet
2. ONLY THE GERMAN-LANGUAGE VERSION SHALL BE BINDING
   Massgebend ist der deutsche Text
3. SUITABLE FOR WIRE SIZE RANGE : TO 0.75mm²
   Passend fuer Leitungsquerschnitt: bis 0.75mm²
4. CAVITY 1-4 and 5-8 INJECTED POSSIBLE
   Kammer 1-4 und 5-8 wahlweise zugespritzt moeglich
5. SUITABLE FOR SOCKET CONTACT FOR SINGLE WIRE SEALING :
   Passend zu Kontaktbuchse fuer Einzelleiterabdichtung :
   TE 962885 (DGB 0.2-0.5mm²), 965906 (DGB 0.75mm²)
6. SHROUDED CONNECTION SEE DRAWING 114-18063-128
   Kragenanschluss siehe Zeichnung 114-18063-128

CODINGS 2:1
Kodierungen

CODING B
2-1534229-1

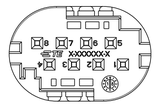

CODING B
2-1534229-2

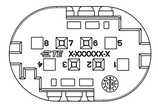

CAVITY 1,4,5,8 LOCKED
Kammer 1,4,5,8 geschlossen

1:1

SHROUDED CONNECTION
Kragenanschluss

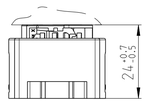

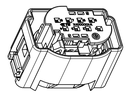

TE ORDER NO. BESTELL-NR.	REV.	COD.	POS.	STK. QTY.	DESCRIPTION BENENNUNG	MATERIAL	SURFACE OBERFLAECHE / COLOUR/FARBE
2-1534229-2	B	B	4	1	SEALING / Dichtung	MVQ 30	NATURAL / natur
			3	2	RETAINER Kontaktsicherung	PBT-GF15	GREEN / gruen
			2	1	INSERT / Einsatz	PBT-GF15	BROWN / braun
			1	1	COVER / Kappe	PBT-GF15	BLACK / schwarz
2-1534229-1	B	B	4	1	SEALING / Dichtung	MVQ 30	NATURAL / natur
			3	2	RETAINER Kontaktsicherung	PBT-GF15	GREEN / gruen
			2	1	INSERT / Einsatz	PBT-GF15	GREY / grau
			1	1	COVER / Kappe	PBT-GF15	BLACK / schwarz
1-1534229-1	B	A	4	1	SEALING / Dichtung	MVQ 30	NATURAL / natur
			3	2	RETAINER Kontaktsicherung	PBT-GF15	GREEN / gruen
			2	1	INSERT / Einsatz	PBT-GF15	BLACK / schwarz
			1	1	COVER / Kappe	PBT-GF15	BLACK / schwarz

THIS DRAWING IS A CONTROLLED DOCUMENT FOR TYCO ELECTRONICS CORPORATION. IT IS SUBJECT TO CHANGE AND THE CONTROLLING ENGINEERING ORGANIZATION SHOULD BE CONTACTED FOR THE LATEST REVISION.
DIESES ZEICHNUNGSDOKUMENT WIRD DURCH AMP INCORPORATED KONTROLLIERT. ÄNDERUNGEN, DIE DEM TECHNISCHEN FORTSCHRITT DIENEN, SIND VORBEHALTEN. DEN INHALT BESTIMMT DIE ZUSTÄNDIGE ENTWICKLUNGSORGANISATION.

DIMENSIONS: MASSEINHEITEN: mm
TOLERANCES UNLESS OTHERWISE SPECIFIED: ALLGEMEINTOLERANZEN
1 PLC ±
2 PLC ±
3 PLC ±
4 PLC ±
ANGLE 5 DEG ±4°
ACC TO DIN 16901M2 CENTRIC TO NOMINAL DIM
MATERIAL - -
FINISH/OBERFLAECHE/FARBE - -

DWN	A.Koperly	17JUL2001
CHK	M. Schwaeger	-
APVD	-	-
PRODUCT SPEC PRODUKTSPEZ.	108-18272-0	
APPLICATION SPEC VERARBEITUNGSSPEZ.	114-18061	
WEIGHT GEWICHT	-	

TE Connectivity

NAME: Micro Quadlock System SOCKET HOUSING, 8 POS. Buchsengehaeuse, 8-polig

SIZE	CAGE CODE	DRAWING NO ZEICHNUNGS-NR.	RESTRICTED TO NUR FUER
A1	00779	C-1534229	-

CUSTOMER DRAWING /KUNDENZEICHNUNG | SCALE MASSSTAB 5:1 | SHEET BLATT 1 OF VON 1 | REV B

AMP 4805 REV 31MAR2000