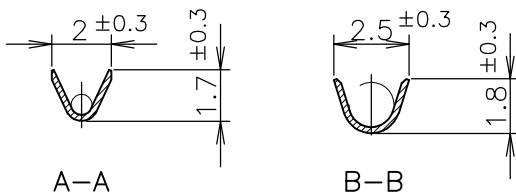
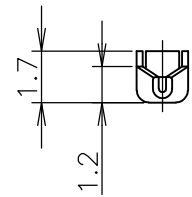
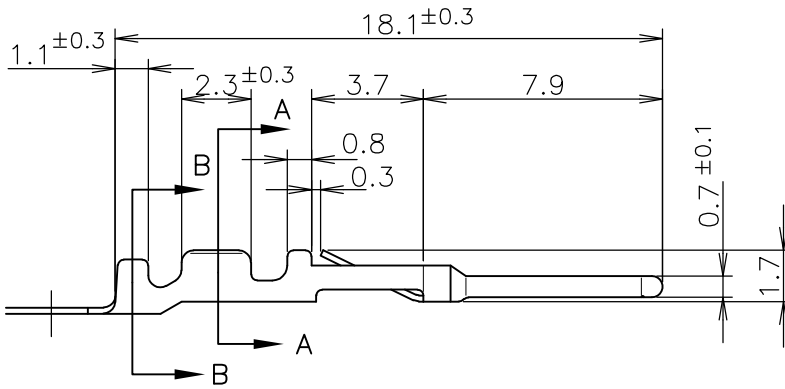
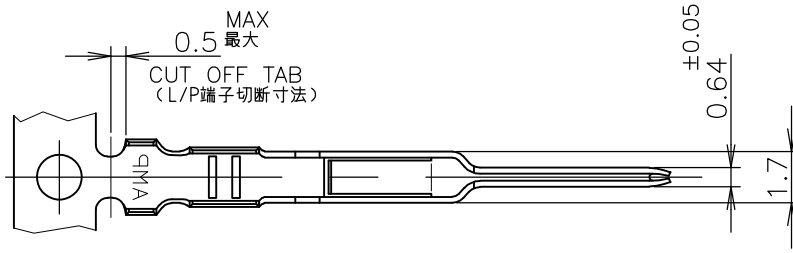


LOC J	DIST /	REVISIONS 変更			DATE	DWN	APVD
		P	LTR	DESCRIPTION			
			C2	REVISED PER ECO-11-005030	11MAR11	RK	HMR



- | | |
|---|--|
| 1 使用ハウジング
172213-*: パネル取付型
172211-*: 宙吊り型 | 1 APPLICABLE HOUSINGS
172213-*: PANEL MOUNT TYPE
172211-*: FREE HANGING TYPE |
| 2 適用規格
製品規格: 108-5118
取付適用規格: 114-5035 | 2 SPECIFICATIONS
PRODUCT SPEC.: 108-5118
APPLICATION SPEC.: 114-5035 |
| 3 バラ状端子用手工工具 724685-1 | 3 HAND TOOL: 724685-1 |
| ④ めっき仕様: ニッケル下地、
接触ピン部のみ金めっき 0.38μ以上 | ④ FINISH: 0.00038 MIN GOLD PLT AT PIN AREA
OVER Ni PLT |

↑ -3	磷青銅0.2厚 ④	PHOS-BZ 0.2t ④	↑ -3
-2	錫めっき済磷青銅0.2厚	PRE-TIN PLT PHOS-BZ 0.2t	-2
170429-1	錫めっき済黄銅0.2厚	PRE-TIN PLT BRASS 0.2THK	170376-1
バラ状端子 LOOSE PIECE	材質・仕上	MATERIAL & FINISH	型番 PART NO

WIRE RANGE 包含電線断面積	(AWG#20-#26) 0.14~0.52 mm ²	INSULATION DIA 被覆外径	1.1~1.9 mm
-----------------------	---	------------------------	------------

GENERAL TOLERANCE
一般公差

10 ≥ ±0.2
30 ≥ > 10: ±0.25
100 ≥ > 30: ±0.3
ANGLES: ±3°

DIMENSIONS:
単位: 耗
mm

DWN TSUKAKOSHI 26MAY1980

MATERIAL 材料 表参照 SEE TABLE

FINISH 仕上 表参照 SEE TABLE

CHK N.ONOUE 30MAY1980

APVD 30MAY1980



TE Connectivity

PRODUCT SPEC 製品規格

NAME 名称 EI シリーズ コネクタ ピンコンタクト (AWG#20-#26)
PIN CONTACT, AWG 20-26

APPLICATION SPEC 取付適用規格

EI SERIES CONNECTOR

WEIGHT

SIZE A4 CAGE CODE 00779 DRAWING NO 番号 170376

RESTRICTED TO

CUSTOMER DRAWING

SCALE 尺度 4:1

SHEET 1 OF 1

REV C2

RELEASED FOR PUBLICATION MAY 1, 1980.

THIS DRAWING IS UNPUBLISHED.

ALL RIGHTS RESERVED.

© COPYRIGHT 1980 By -

0 PLC	± -
1 PLC	± -
2 PLC	± -
3 PLC	± -
4 PLC	± -
ANGLES	± -

