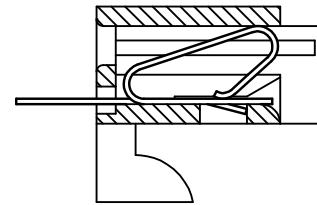


SECTION X-X

OPTIONAL CORE

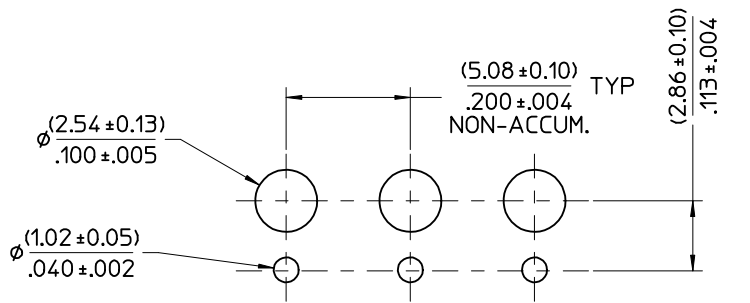
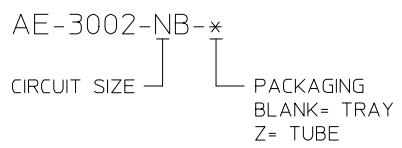


No OF CIRCUITS	PART No.	ENG. No.	DIM. A	DIM. B
2	10-02-1022	AE-3002-2B	(5.08) ± 0.10 .200 ± .004	(10.16) ± 0.15 .400 ± .006
3	↑ -1032	↑ -3B	(10.16) ± 0.10 .400 ± .004	(15.24) ± 0.15 .600 ± .008
4	↑ -1042	↑ -4B	(15.24) ± 0.10 .600 ± .004	(20.32) ± 0.15 .800 ± .008
5	↑ -1052	↑ -5B	(20.32) ± 0.10 .800 ± .004	(25.40) ± 0.15 1.000 ± .008
6	↑ -1062	↑ -6B	(25.40) ± 0.10 1.000 ± .004	(30.40) ± 0.15 1.200 ± .008
7	↑ -1072	↑ -7B	(30.48) ± 0.20 1.200 ± .008	(35.56) ± 0.2 1.400 ± .008
8	↑ -1082	↑ -8B	(35.56) ± 0.20 1.400 ± .008	(40.64) ± 0.2 1.600 ± .008
9	↑ -1092	↑ -9B	(40.64) ± 0.20 1.600 ± .008	(45.72) ± 0.2 1.800 ± .008
10	↑ -1102	↑ -10B	(45.72) ± 0.20 1.800 ± .008	(50.8) ± 0.2 2.000 ± .008
11	↑ -1112	↑ -11B	(50.8) ± 0.20 2.000 ± .008	(55.88) ± 0.2 2.200 ± .008
12	↓ 10-02-1122	↓ AE-3002-12B	(55.88) ± 0.25 2.200 ± 0.10	(60.96) ± 0.2 2.400 ± .012

No OF CIRCUITS	PART No.	ENG. No.	DIM. A	DIM. B
4	26-01-3193	AE-3002-4B-Z	(15.24) ± 0.10 .600 ± .004	(20.32) ± 0.15 .800 ± .006

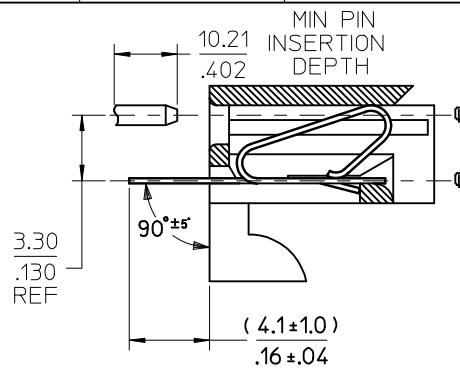
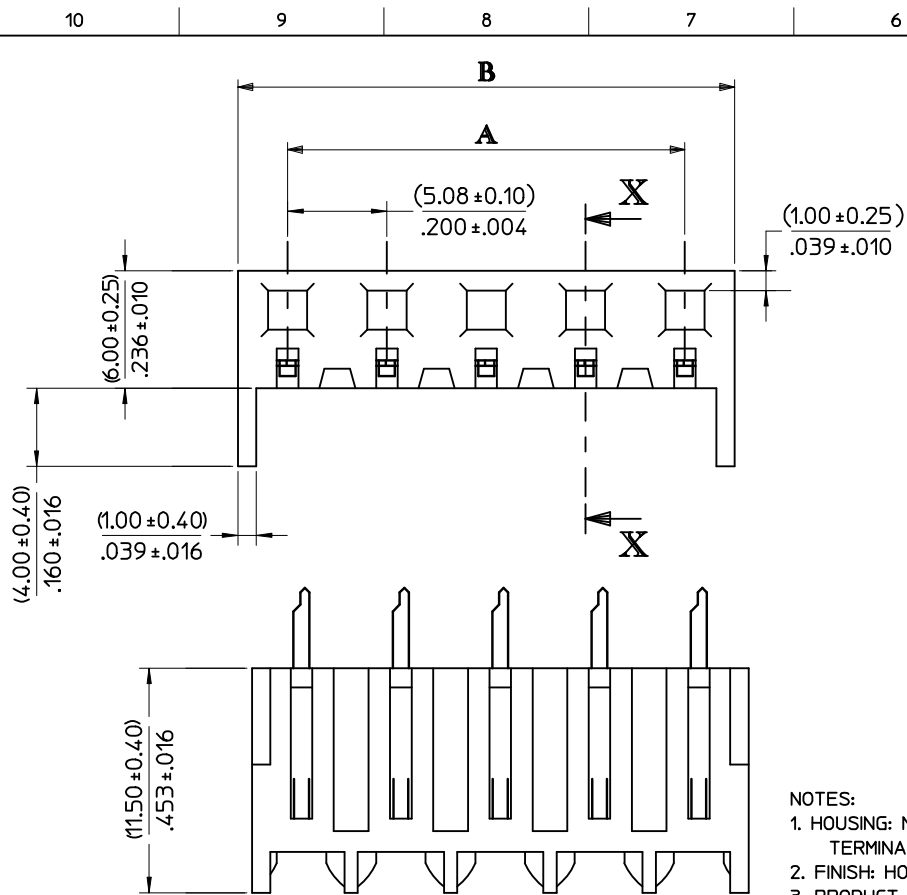
- NOTES:
- HOUSING: NYLON, UL94V-2, COLOR: NATURAL
TERMINAL : PHOSPHOR BRONZE
 - FINISH: HOT TIN DIP. (0.00254)/.000100 MIN
 - PRODUCT SPECIFICATION : PS-99020-0087
 - PACKAGING SPECIFICATION : TRAY PACKED: PER PK-3002-002
TUBE PACKED: PER PK-3002-003
 - HOUSING SUITABLE FOR (1.14±0.15)/.045±.006 RD OR SQ. PINS
 - HOOKS AVAILABLE ON ENDS ONLY
 - THIS PART CONFORMS TO CLASS B REQUIREMENTS OF COSMETIC SPECIFICATION PS-45499-002

LEGEND



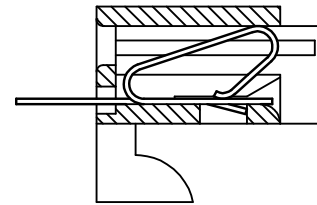
RECOMMENDED P.C. BOARD HOLE DIMENSIONS
RECOMMENDED P.C. BOARD THICKNESS: 1.57/.062

INSERTION DEPTH EC NO: UCP2017-0772 DRW: HKIPPER 2016/10/05 CHKD: JDOX 2016/10/05 APPR: FSMITH 2016/10/07	QUALITY SYMBOLS ▽Z=0 ▽E=0 ▽E=0	GENERAL TOLERANCES (UNLESS SPECIFIED)		DIMENSION STYLE MM/IN		SCALE 5:1	DESIGN UNITS METRIC	THIRD ANGLE PROJECTION		
		4 PLACES ± --- ± --- 3 PLACES ± --- ± --- 2 PLACES ± --- ± --- 1 PLACE ± --- ± --- 0 PLACE ± --- ± ---		DRAWN BY DATE P. MOORE 98/09/12		TITLE CONNECTOR KK, P.C. TAIL (5.08)/.200 CTRS				
		ANGULAR ± --- °		CHECKED BY DATE MGOONEY 08/03/99		MATERIAL NO.				
		DRAFT WHERE APPLICABLE MUST REMAIN WITHIN DIMENSIONS		SEE CHART		SDAE-3002-NB		1 OF 1		



SECTION X-X

OPTIONAL CORE

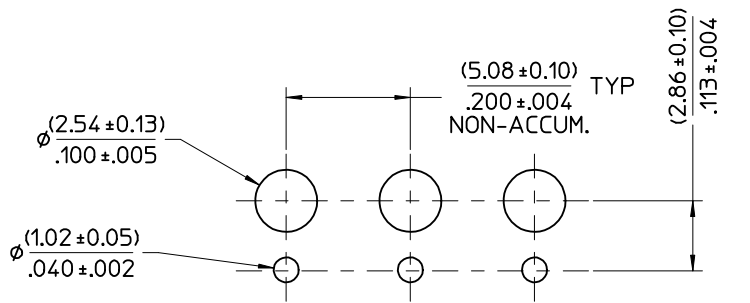
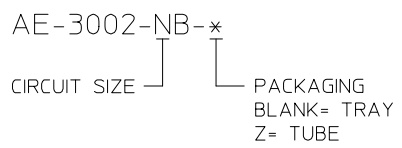


No OF CIRCUITS	PART No.	ENG. No.	DIM. A	DIM. B
2	10-02-1022	AE-3002-2B	(5.08) ± 0.10 .200 ± .004	(10.16) ± 0.15 .400 ± .006
3	↑ -1032	↑ -3B	(10.16) ± 0.10 .400 ± .004	(15.24) ± 0.15 .600 ± .008
4	↑ -1042	↑ -4B	(15.24) ± 0.10 .600 ± .004	(20.32) ± 0.15 .800 ± .008
5	↑ -1052	↑ -5B	(20.32) ± 0.10 .800 ± .004	(25.40) ± 0.15 1.000 ± .008
6	↑ -1062	↑ -6B	(25.40) ± 0.10 1.000 ± .004	(30.40) ± 0.15 1.200 ± .008
7	↑ -1072	↑ -7B	(30.48) ± 0.20 1.200 ± .008	(35.56) ± 0.20 1.400 ± .008
8	↑ -1082	↑ -8B	(35.56) ± 0.20 1.400 ± .008	(40.64) ± 0.20 1.600 ± .008
9	↑ -1092	↑ -9B	(40.64) ± 0.20 1.600 ± .008	(45.72) ± 0.20 1.800 ± .008
10	↑ -1102	↑ -10B	(45.72) ± 0.20 1.800 ± .008	(50.8) ± 0.20 2.000 ± .008
11	↑ -1112	↑ -11B	(50.8) ± 0.20 2.000 ± .008	(55.88) ± 0.20 2.200 ± .008
12	↓ 10-02-1122	↓ AE-3002-12B	(55.88) ± 0.25 2.200 ± .010	(60.96) ± 0.20 2.400 ± .012

No OF CIRCUITS	PART No.	ENG. No.	DIM. A	DIM. B
4	26-01-3193	AE-3002-4B-Z	(15.24) ± 0.10 .600 ± .004	(20.32) ± 0.15 .800 ± .006

- NOTES:
- HOUSING: NYLON, UL94V-2, COLOR: NATURAL
TERMINAL : PHOSPHOR BRONZE
 - FINISH: HOT TIN DIP. (0.00254)/.000100 MIN
 - PRODUCT SPECIFICATION : PS-99020-0087
 - PACKAGING SPECIFICATION : TRAY PACKED: PER PK-3002-002
TUBE PACKED: PER PK-3002-003
 - HOUSING SUITABLE FOR (1.14±0.15)/.045±.006 RD OR SQ. PINS
 - HOOKS AVAILABLE ON ENDS ONLY
 - THIS PART CONFORMS TO CLASS B REQUIREMENTS OF COSMETIC SPECIFICATION PS-45499-002

LEGEND



RECOMMENDED P.C. BOARD HOLE DIMENSIONS
RECOMMENDED P.C. BOARD THICKNESS: 1.57/.062

INSERTION DEPTH EC NO: UCP2017-0772 DRWN:HK IPPER 2016/10/05 CHKD:JDFOX 2016/10/05 APPR:FSMITH 2016/10/07 J3 REV	QUALITY SYMBOLS ▽Z=0 ▽E=0 ▽E=0	GENERAL TOLERANCES (UNLESS SPECIFIED) mm INCH 4 PLACES ± --- ± --- 3 PLACES ± --- ± --- 2 PLACES ± --- ± --- 1 PLACE ± --- ± --- 0 PLACE ± ±	DIMENSION STYLE MM/IN DRAWN BY P. MOORE DATE 98/09/12 CHECKED BY DATE MGOONEY 08/03/99 APPROVED BY DATE FSMITH 2010/12/09	SCALE 5:1	DESIGN UNITS METRIC	THIRD ANGLE PROJECTION
	TITLE CONNECTOR KK, P.C. TAIL (5.08)/.200 CTRS					
	MATERIAL NO. SEE CHART					
	DRAFT WHERE APPLICABLE MUST REMAIN WITHIN DIMENSIONS					
			DOCUMENT NO. SDAE-3002-NB	SHEET NO. 1 OF 1		
THIS DRAWING CONTAINS INFORMATION THAT IS PROPRIETARY TO MOLEX INCORPORATED AND SHOULD NOT BE USED WITHOUT WRITTEN PERMISSION						