

BOM			
SL. NO.	PART#	DESCRIPTION	QUANTITY
1	367690711	FIRST ROBOTICS CABLE 6"	1
2	367690714	FIRST ROBOTICS CABLES 12"	1
3	367690720	FIRST ROBOTICS CABLES 24"	1
4	367690726	FIRST ROBOTICS CABLES 36"	1
5	367690727	FIRST ROBOTICS PRECRIMPED LEAD BLACK 6"	1
6	367690728	FIRST ROBOTICS PRECRIMPED LEAD BLACK 12"	1
7	367690729	FIRST ROBOTICS PRECRIMPED LEAD BLACK 24"	1
8	367690730	FIRST ROBOTICS PRECRIMPED LEAD BLACK 36"	1
9	367690731	FIRST ROBOTICS PRECRIMPED LEAD RED 6"	1
10	367690732	FIRST ROBOTICS PRECRIMPED LEAD RED 12"	1
11	367690733	FIRST ROBOTICS PRECRIMPED LEAD RED 24"	1
12	367690734	FIRST ROBOTICS PRECRIMPED LEAD RED 36"	1
13	367690735	FIRST ROBOTICS PRECRIMPED LEAD WHITE 6"	1
14	367690736	FIRST ROBOTICS PRECRIMPED LEAD WHITE 12"	1
15	367690737	FIRST ROBOTICS PRECRIMPED LEAD WHITE 24"	1
16	367690738	FIRST ROBOTICS PRECRIMPED LEAD WHITE 36"	1
17	367690754	FIRST ROBOTICS CABLES 2CKT 48"	1
18	50579003	SL Crp Hsg A SR NP 3Ckt Opt A	6
19	701070002	SL WtW Conn SR WO/MtgE Opt A 3Ckt	6
20	16020114	SL Male Crp Term 22-24awg Tin Lse	6
21	16020096	SL Fem Crimp Term 24-30 Tin Loose x	6

NOTE:

- The list of FG'S, Connectors & Terminals must be packed in the specified box as per the quantity mentioned in the BOM.
- For each FG BOM, refer sheet number 2 to 7.
- The connectors & terminals must be packed separately in a polybag.

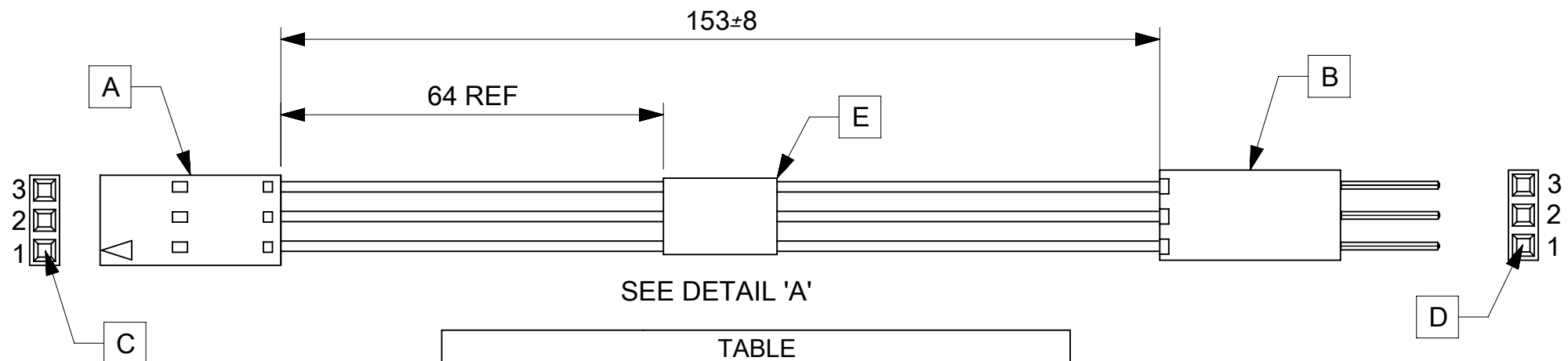
FUNCTIONAL SYMBOLS	THIS DRAWING CONTAINS INFORMATION THAT IS PROPRIETARY TO MOLEX ELECTRONIC TECHNOLOGIES, LLC AND SHOULD NOT BE USED WITHOUT WRITTEN PERMISSION						
	DIMENSION UNITS	SCALE	CURRENT REV DESC:				
$\frac{E}{A} = 0$	mm	NTS	EC NO: 643039 DRWN: ARAJU 2020/07/07 CHK'D: RDESAI01 2020/08/07 APPR: RDESAI01 2020/08/07				
$\frac{E}{E} = 0$	GENERAL TOLERANCES (UNLESS SPECIFIED)						
$\frac{E}{P} = 0$	ANGULAR TOL	± °					
DIVISIONAL SYMBOLS	4 PLACES	±					
	3 PLACES	±	INITIAL REVISION:				
	2 PLACES	±	DRWN: ARAJU 2020/07/07				
	1 PLACE	±	APPR: RDESAI01 2020/08/07				
	0 PLACES	±	DOCUMENT NUMBER				
DRAFT WHERE APPLICABLE MUST REMAIN WITHIN DIMENSIONS		THIRD ANGLE PROJECTION	DRAWING	SERIES	MATERIAL NUMBER	CUSTOMER	SHEET NUMBER
			A4-SIZE	36769	367690833	FIRST ROBOTICS	1 OF 7

molex			
SEE TABLE			
PRODUCT CUSTOMER DRAWING			
DOCUMENT NUMBER	DOC TYPE	DOC PART	REVISION
367690833	PSD	000	A

DOCUMENT STATUS	P1	RELEASE DATE	2020/08/07	11:13:10
-----------------	----	--------------	------------	----------

ITEM	PART#	DESCRIPTION	QTY	UOM
A,B	50579003	SL Crp Hsg A SR NP 3Ckt Opt A	2	PC
C	16020086	SL Fem Crimp Term 22-24 Tin Reel x	3	PC
D	16020107	SL Male Crp Term 22-24awg Tin Reel	3	PC
E	--	PAPER PRINTED PAPER WHITE	1	PC

FROM	TO	DESCRIPTION	COLOR
A1	B1	UL1061 22 AWG DISCREET BLACK	BLACK
A2	B2	UL1061 22 AWG DISCREET RED	RED
A3	B3	UL1061 22 AWG DISCREET WHITE	WHITE



SEE DETAIL 'A'

TABLE	
PART#	367690711
DESCRIPTION	FIRST ROBOTICS CABLE 6"

- NOTES**
1. Cable assembly to be tested 100% for continuity and polarity.
 2. Connector view shown is from mating side.
 3. Label text must be 2mm max in height with Arial font.

P/N: 367690711
MOLEX
BATCH WK/YR

DETAIL A

FUNCTIONAL SYMBOLS $\nabla_A = 0$ $\nabla_E = 0$ $\nabla_P = 0$ DIVISIONAL SYMBOLS	THIS DRAWING CONTAINS INFORMATION THAT IS PROPRIETARY TO MOLEX ELECTRONIC TECHNOLOGIES, LLC AND SHOULD NOT BE USED WITHOUT WRITTEN PERMISSION				
	DIMENSION UNITS	SCALE			
	mm	NTS			
	GENERAL TOLERANCES (UNLESS SPECIFIED)		PRODUCT CUSTOMER DRAWING		
ANGULAR TOL ± °		DOCUMENT NUMBER 367690833			
4 PLACES ±		DOC TYPE PSD			
3 PLACES ±		DOC PART 000			
2 PLACES ±		REVISION A			
1 PLACE ±		MATERIAL NUMBER SEE TABLE			
0 PLACES ±		CUSTOMER FIRST ROBOTICS			
DRAFT WHERE APPLICABLE MUST REMAIN WITHIN DIMENSIONS		THIRD ANGLE PROJECTION	DRAWING	SERIES	SHEET NUMBER
			A4-SIZE	36769	2 OF 7

ITEM	PART#	DESCRIPTION	QTY	UOM
A,B	50579003	SL Crp Hsg A SR NP 3Ckt Opt A	2	PC
C	16020086	SL Fem Crimp Term 22-24 Tin Reel x	3	PC
D	16020107	SL Male Crp Term 22-24awg Tin Reel	3	PC
E	--	PAPER PRINTED PAPER WHITE	1	PC
F	--	CABLE TIE NYLON PDUT	1	PC

FROM	TO	DESCRIPTION	COLOR
A1	B1	UL1061 22 AWG DISCREET BLACK	BLACK
A2	B2	UL1061 22 AWG DISCREET RED	RED
A3	B3	UL1061 22 AWG DISCREET WHITE	WHITE

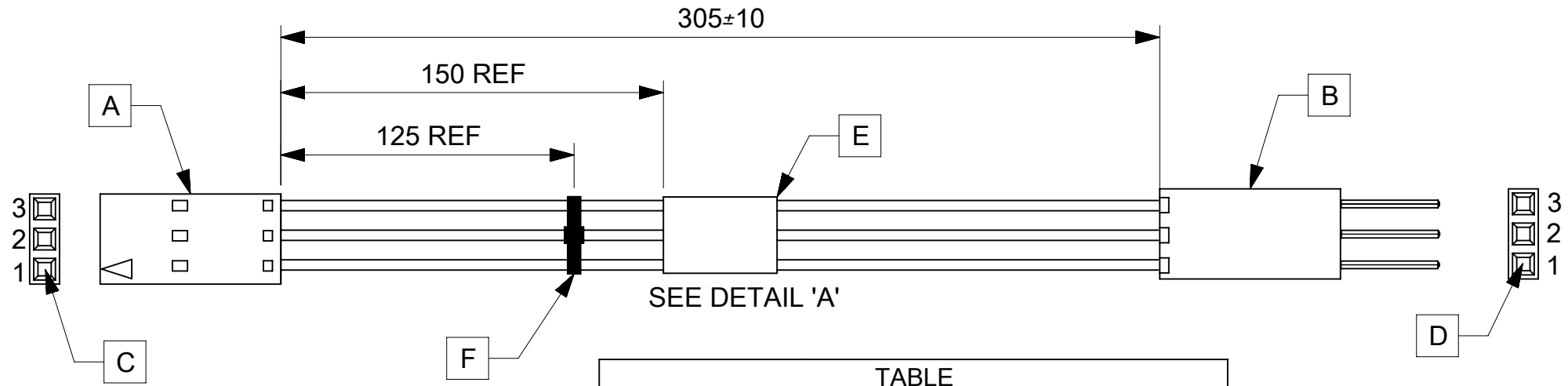


TABLE	
PART#	367690714
DESCRIPTION	FIRST ROBOTICS CABLES 12"

- NOTES**
1. Cable assembly to be tested 100% for continuity and polarity.
 2. Connector view shown is from mating side.
 3. Label text must be 2mm max in height with Arial font.

P/N: 367690714
MOLEX
BATCH WK/YR

DETAIL A

FUNCTIONAL SYMBOLS $\nabla_A = 0$ $\nabla_E = 0$ $\nabla_P = 0$ DIVISIONAL SYMBOLS	THIS DRAWING CONTAINS INFORMATION THAT IS PROPRIETARY TO MOLEX ELECTRONIC TECHNOLOGIES, LLC AND SHOULD NOT BE USED WITHOUT WRITTEN PERMISSION		CURRENT REV DESC:					
	DIMENSION UNITS	SCALE	EC NO: 643039					
	mm	NTS	DRWN: ARAJU 2020/07/07			GENERAL TOLERANCES (UNLESS SPECIFIED)		
	ANGULAR TOL ± °		CHK'D: RDESAI01 2020/08/07			PRODUCT CUSTOMER DRAWING		
4 PLACES ±		APPR: RDESAI01 2020/08/07			DOCUMENT NUMBER			
3 PLACES ±		INITIAL REVISION:			367690833			
2 PLACES ±		DRWN: ARAJU 2020/07/07			DOC TYPE			
1 PLACE ±		APPR: RDESAI01 2020/08/07			PSD			
0 PLACES ±		DRAFT WHERE APPLICABLE MUST REMAIN WITHIN DIMENSIONS			DOC PART			
THIRD ANGLE PROJECTION		DRAWING		SERIES		REVISION		
		A4-SIZE		36769		A		
MATERIAL NUMBER		CUSTOMER		SHEET NUMBER				
SEE TABLE		FIRST ROBOTICS		3 OF 7				

ITEM	PART#	DESCRIPTION	QTY	UOM
A,B	50579003	SL Crp Hsg A SR NP 3Ckt Opt A	2	PC
C	16020086	SL Fem Crimp Term 22-24 Tin Reel x	3	PC
D	16020107	SL Male Crp Term 22-24awg Tin Reel	3	PC
E	--	PAPER PRINTED PAPER WHITE	1	PC
F	--	CABLE TIE NYLON PDUT	4	PC

FROM	TO	DESCRIPTION	COLOR
A1	B1	UL1061 22 AWG DISCREET BLACK	BLACK
A2	B2	UL1061 22 AWG DISCREET RED	RED
A3	B3	UL1061 22 AWG DISCREET WHITE	WHITE

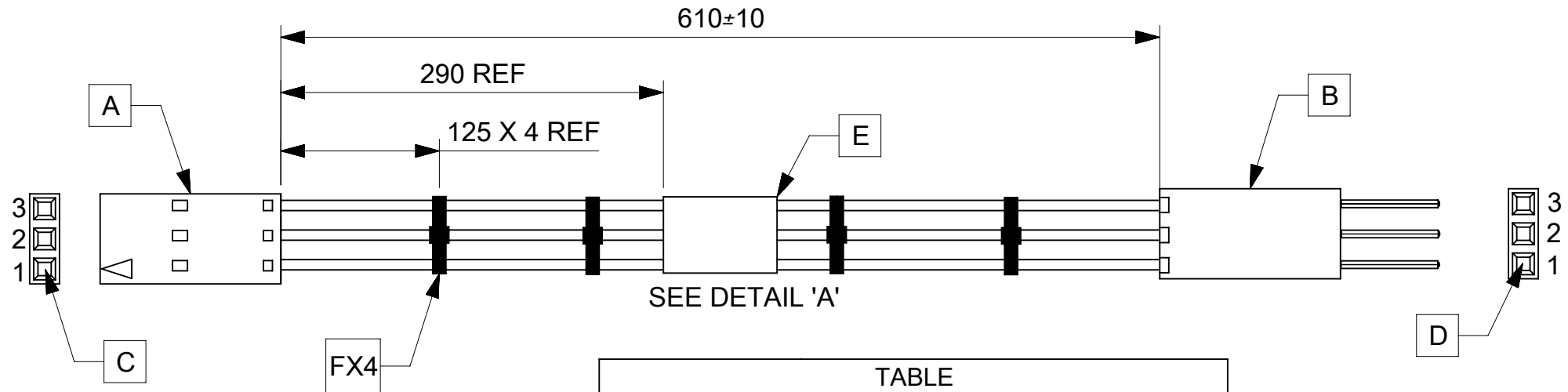


TABLE	
PART#	367690720
DESCRIPTION	FIRST ROBOTICS CABLES 24"

- NOTES**
1. Cable assembly to be tested 100% for continuity and polarity.
 2. Connector view shown is from mating side.
 3. Label text must be 2mm max in height with Arial font.

P/N: 367690720
MOLEX
BATCH WK/YR

DETAIL A

FUNCTIONAL SYMBOLS $\nabla_A = 0$ $\nabla_E = 0$ $\nabla_P = 0$ DIVISIONAL SYMBOLS	THIS DRAWING CONTAINS INFORMATION THAT IS PROPRIETARY TO MOLEX ELECTRONIC TECHNOLOGIES, LLC AND SHOULD NOT BE USED WITHOUT WRITTEN PERMISSION		CURRENT REV DESC:			
	DIMENSION UNITS	SCALE	EC NO: 643039			SEE TABLE PRODUCT CUSTOMER DRAWING
	mm	NTS	DRWN: ARAJU 2020/07/07			
	GENERAL TOLERANCES (UNLESS SPECIFIED)		CHK'D: RDESAI01 2020/08/07			
ANGULAR TOL ± °		APPR: RDESAI01 2020/08/07		DOCUMENT NUMBER		
4 PLACES ±		INITIAL REVISION:		367690833		
3 PLACES ±		DRWN: ARAJU 2020/07/07		DOC TYPE	REVISION	
2 PLACES ±		APPR: RDESAI01 2020/08/07		PSD	000	
1 PLACE ±		MATERIAL NUMBER		A		
0 PLACES ±		CUSTOMER		FIRST ROBOTICS		
DRAFT WHERE APPLICABLE MUST REMAIN WITHIN DIMENSIONS		THIRD ANGLE PROJECTION	DRAWING	SERIES	SHEET NUMBER	
			A4-SIZE	36769	4 OF 7	

ITEM	PART#	DESCRIPTION	QTY	UOM
A,B	50579003	SL Crp Hsg A SR NP 3Ckt Opt A	2	PC
C	16020086	SL Fem Crimp Term 22-24 Tin Reel x	3	PC
D	16020107	SL Male Crp Term 22-24awg Tin Reel	3	PC
E	--	PAPER PRINTED PAPER WHITE	1	PC
F	--	CABLE TIE NYLON PDUT	6	PC

FROM	TO	DESCRIPTION	COLOR
A1	B1	UL1061 22 AWG DISCREET BLACK	BLACK
A2	B2	UL1061 22 AWG DISCREET RED	RED
A3	B3	UL1061 22 AWG DISCREET WHITE	WHITE

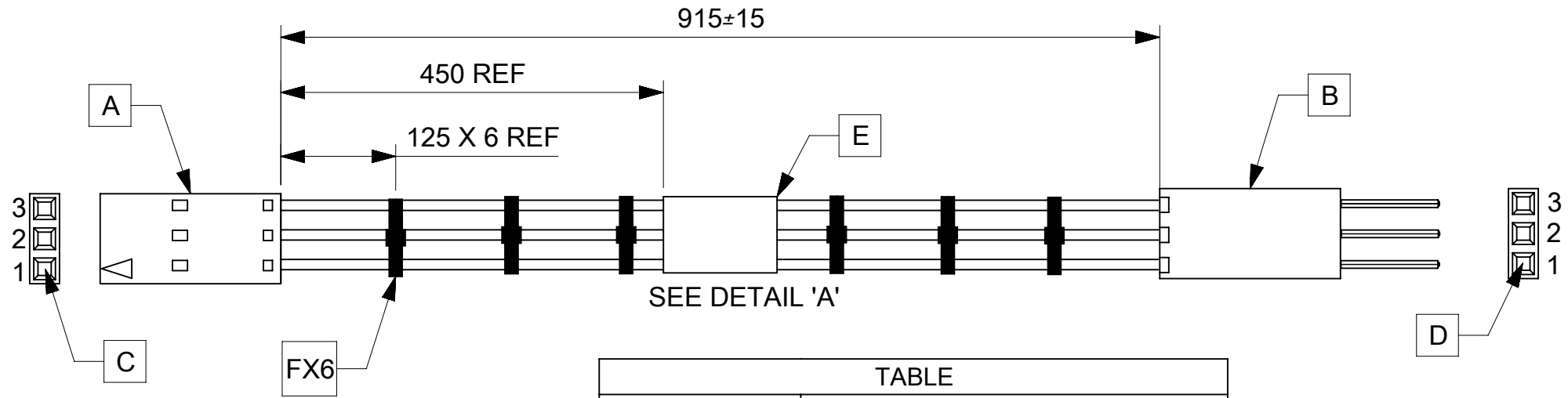


TABLE	
PART#	367690726
DESCRIPTION	FIRST ROBOTICS CABLES 36"

- NOTES**
1. Cable assembly to be tested 100% for continuity and polarity.
 2. Connector view shown is from mating side.
 3. Label text must be 2mm max in height with Arial font.

P/N: 367690726
MOLEX
BATCH WK/YR

DETAIL A

FUNCTIONAL SYMBOLS $\nabla_A = 0$ $\nabla_E = 0$ $\nabla_P = 0$	THIS DRAWING CONTAINS INFORMATION THAT IS PROPRIETARY TO MOLEX ELECTRONIC TECHNOLOGIES, LLC AND SHOULD NOT BE USED WITHOUT WRITTEN PERMISSION		CURRENT REV DESC:					
	DIMENSION UNITS: mm SCALE: NTS	GENERAL TOLERANCES (UNLESS SPECIFIED) ANGULAR TOL ± °			EC NO: 643039 DRWN: ARAJU 2020/07/07 CHK'D: RDESAI01 2020/08/07 APPR: RDESAI01 2020/08/07			
	DIVISIONAL SYMBOLS 4 PLACES ± 3 PLACES ± 2 PLACES ± 1 PLACE ± 0 PLACES ±	INITIAL REVISION: DRWN: ARAJU 2020/07/07 APPR: RDESAI01 2020/08/07			DOCUMENT NUMBER 367690833	DOC TYPE PSD	DOC PART 000	REVISION A
	DRAFT WHERE APPLICABLE MUST REMAIN WITHIN DIMENSIONS	THIRD ANGLE PROJECTION	DRAWING 	SERIES A4-SIZE 36769	MATERIAL NUMBER SEE TABLE	CUSTOMER FIRST ROBOTICS	SHEET NUMBER 5 OF 7	

ITEM	PART#	DESCRIPTION	QTY	UOM
A	50579002	SL Crp Hsg A SR NP 2Ckt Opt A	1	PC
B	16020086	SL Fem Crimp Term 22-24 Tin Reel x	2	PC
C	--	PAPER PRINTED PAPER WHITE	1	PC

FROM	TO	DESCRIPTION	COLOR
A1	--	2X22AWG FRC PVC BK/RD UL1007	BLACK
A2	--		RED

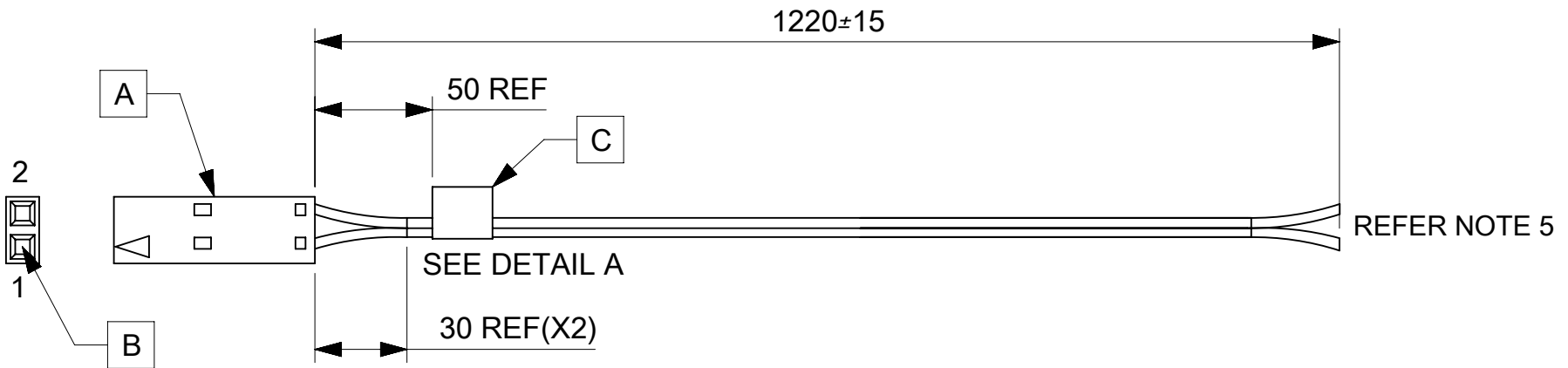


TABLE	
PART#	367690754
DESCRIPTION	FIRST ROBOTICS CABLES 2CKT 48"

- NOTES
1. Cable assembly to be tested 100% for polarity.
 2. Connector view shown is from mating side.
 3. Label text must be 2mm max in height with Arial font.
 4. Label must be wrapped in Flag type.
 5. Free end is considered as plain cut.

P/N: 367690754
MOLEX
BATCH WK/YR

DETAIL A

FUNCTIONAL SYMBOLS $\nabla_A = 0$ $\nabla_E = 0$ $\nabla_P = 0$	THIS DRAWING CONTAINS INFORMATION THAT IS PROPRIETARY TO MOLEX ELECTRONIC TECHNOLOGIES, LLC AND SHOULD NOT BE USED WITHOUT WRITTEN PERMISSION		CURRENT REV DESC:			
	DIMENSION UNITS	SCALE	EC NO: 643039			
	mm	NTS	DRWN: ARAJU 2020/07/07			
	GENERAL TOLERANCES (UNLESS SPECIFIED)		CHK'D: RDESAI01 2020/08/07			
DIVISIONAL SYMBOLS	ANGULAR TOL	± °	APPR: RDESAI01 2020/08/07		PRODUCT CUSTOMER DRAWING	
	4 PLACES	±	INITIAL REVISION:			
	3 PLACES	±	DRWN: ARAJU 2020/07/07		DOCUMENT NUMBER 367690833	
	2 PLACES	±	APPR: RDESAI01 2020/08/07			DOC TYPE PSD
	1 PLACE	±	MATERIAL NUMBER			
0 PLACES	±	SHEET NUMBER		REVISION A		
DRAFT WHERE APPLICABLE MUST REMAIN WITHIN DIMENSIONS		THIRD ANGLE PROJECTION	DRAWING		SERIES	SHEET NUMBER
			A4-SIZE	36769	7 OF 7	