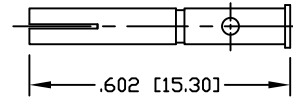
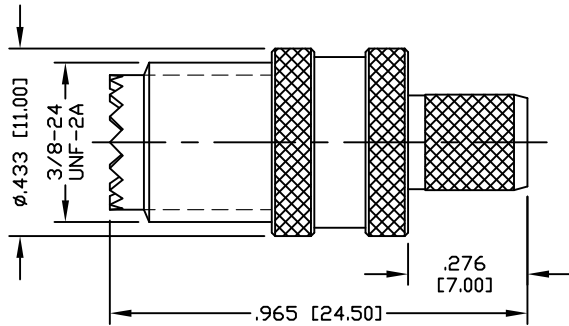
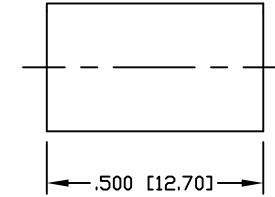


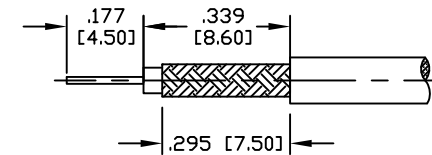
PART NO.		RFU-601-5		
REV	DESCRIPTION	DWN	DATE	APPROVED
-	ENGINEERING RELEASE	CZ	11/11/21	JDMc



RECOMMENDED CRIMP DIE: .068"



RECOMMENDED CRIMP DIE: .255"



RECOMMENDED STRIPING DIMENSIONS

SPECIFICATIONS:

IMPEDANCE: 50 Ohms
 FREQUENCY RANGE: 0-2.5 GHz
 WORKING VOLTAGE: 335 V rms Max. @ Sea Level
 INSULATION RESISTANCE: 5k M Ohms min.
 TEMPERATURE RANGE: -65°C TO 165°C
 FOR RG-59, 59A, 59B, 62, 62A, 62C/U; ALPHA 9059, 9062, 9830, 9840, 9845; BELDEN 8221, 8241, 9169, 9204, 9228; CANARE LV-61S; CommScope 5555, 5560, 5563

#	DESCRIPTION	QTY	MATERIAL	FINISH
5	FERRULE	1	BRASS	NICKEL
4	PRESS FIT WASHER	1	BRASS	NICKEL
3	CONTACT	1	BRASS	GOLD
2	INSULATOR	1	DELTRIN	NATURAL
1	BODY	1	BRASS	NICKEL

CUSTOMER OUTLINE DRAWING	
ALL DIMENSIONS ARE REFERENCE ONLY	
UNLESS OTHERWISE SPECIFIED: DIMENSIONS ARE IN INCHES AND [MILLIMETERS]	
DRAWN C. ZUÑIGA	11/11/21
CHECKED	
ORJ DRAWN C. ZUÑIGA	11/11/21

RoHS COMPLIANT

PROPRIETARY AND CONFIDENTIAL

THIS DRAWING CONTAINS INFORMATION PROPRIETARY TO RF INDUSTRIES, ANY UNAUTHORIZED USE OF THIS DRAWING IS EXPRESSLY PROHIBITED WITHOUT WRITTEN PERMISSION FROM RF INDUSTRIES. ANY VIOLATION IS PUNISHABLE UNDER U.S. COPYRIGHT LAWS.

RFINDUSTRIES.COM
7610 MIRAMAR RD.
SAN DIEGO, CA 92126
(858) 549-6340
DIVISION OF RF INDUSTRIES, LTD. (858) 549-6345 FAX

RFconnectors

MINI UHF FEMALE
CRIMP CONNECTOR

DWG # **RFU-601-5**

CABLE GROUP D	CONTROL # 000000	SCALE NTS	FORMAT A	SHEET 1 OF 1	REVISION -
------------------	---------------------	--------------	-------------	-----------------	---------------