

Customer Information Sheet

DRAWING No.: M83-LFC1F2N19-0101-325

SHEET 2 OF 2

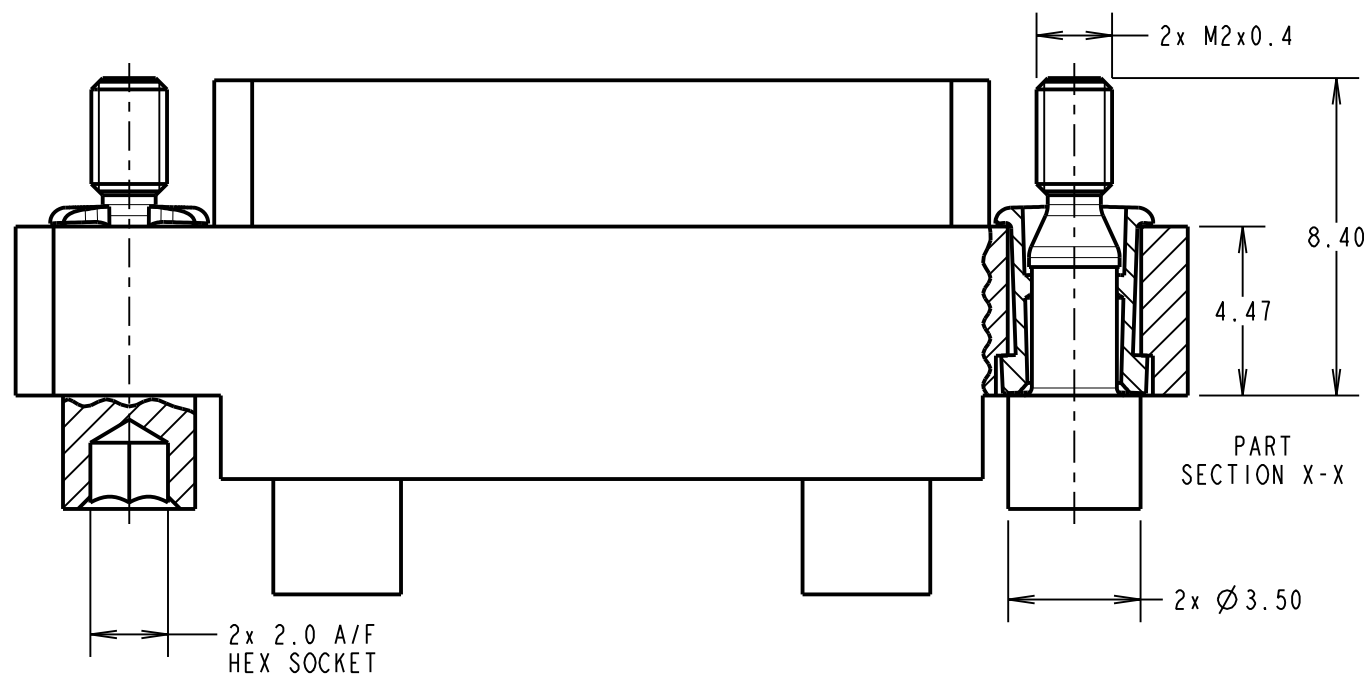
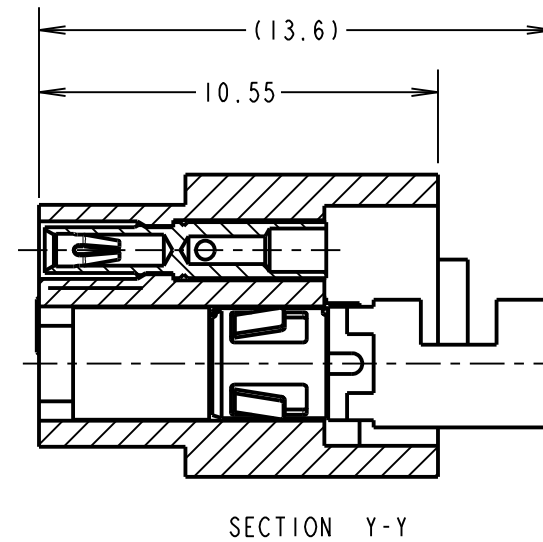
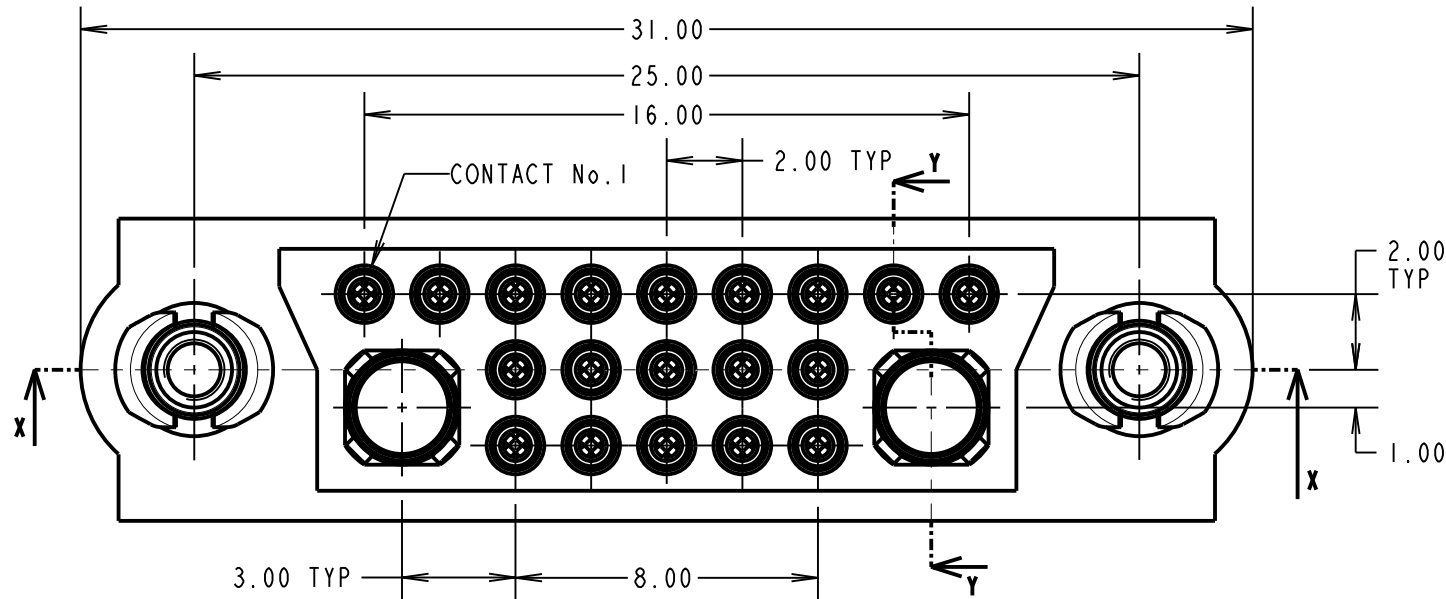
IF IN DOUBT - ASK

©

NOT TO SCALE


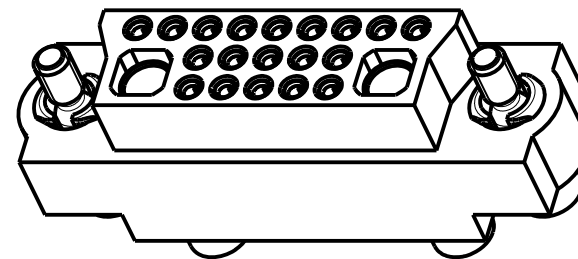
THIRD ANGLE PROJECTION

ALL DIMENSIONS IN mm



SPECIFICATIONS:
MATERIAL:
 MOULDING = GLASS-FILLED PPS, UL94V-0, BLACK
 JACKSCREW = STAINLESS STEEL
 JACKSCREW COLLAR = NICKEL COATED BRASS
SIGNAL CONTACT:
 CLIP = BERYLLIUM COPPER
 SHELL = COPPER ALLOY
POWER CONTACT:
 BODY = COPPER ALLOY
 LATCHING COLLAR = BERYLLIUM COPPER
FINISH:
SIGNAL CONTACT:
 CLIP = 0.3µ GOLD
 SHELL = 0.25-0.3µ GOLD
POWER CONTACT:
 BODY = GOLD
 LATCHING COLLAR = NICKEL
ELECTRICAL:
SIGNAL CONTACT:
 CURRENT RATING AT 25°C = 3.0A MAX
 CURRENT RATING AT 85°C = 2.2A MAX
 CONTACT RESISTANCE = 25 mΩ MAX
POWER CONTACT:
 CURRENT RATING = 20A MAX
 CONTACT RESISTANCE = 6mΩ MAX
 VOLTAGE PROOF = 360V AC/DC
 WORKING VOLTAGE = 120V AC/DC
 INSULATION RESISTANCE = 100 MΩ MIN
MECHANICAL:
 DURABILITY = 500 OPERATIONS
SIGNAL CONTACT:
 INSERTION FORCE = 1.0N MAX
 WITHDRAWAL FORCE = 0.2N MIN
POWER CONTACT:
 INSERTION FORCE = 5N MAX
 WITHDRAWAL FORCE = 0.5N MIN
ENVIRONMENTAL:
 TEMP RANGE = -55°C TO +125°C
PACKING:
 BAG
 FOR COMPLETE SPECIFICATION, SEE
 COMPONENT SPECIFICATION C005XX
 (LATEST ISSUE)

- NOTES:**
- CONNECTORS ARE SUPPLIED WITH CONTACTS LOOSE.
 - FOR EXTRA SIGNAL CONTACTS, USE PART NUMBER M80-0130005.
FOR EXTRA POWER CONTACTS, USE PART NUMBER M80-325
 - RECOMMENDED SIGNAL WIRE TYPE = BS 3G 210 TYPE A, PTFE INSULATED 24-28 AWG, MAX INSULATION DIA = Ø1.10mm, STRIP WIRE BY 2.00mm.
POWER CONTACT WIRE STRIP BY 5.00mm MINIMUM
 - RECOMMENDED HAND CRIMP TOOL FOR SIGNAL CONTACT = M22520/2-01 WITH POSITIONER T5747. SEE TOOLING INSTRUCTION SHEET IS-01 FOR CRIMPING INSTRUCTIONS.
 - CONTACT INSERTION AND EXTRACTION TOOL = Z80-280. SEE INSTRUCTION SHEET IS-25 FOR ASSEMBLY INFORMATION.



SM	I	11.11.11	11452
NAME	ISS.	DATE	C/NOTE
APPROVED: S. MCCULLAGH			
CHECKED: M. G. PLESTED			
DRAWN: JM BROOKES			
CUSTOMER REF.:			
ASSEMBLY DRG:			

HARWIN

www.harwin.com
technical@harwin.com

THIS DRAWING AND ANY INFORMATION OR DESCRIPTIVE MATTER SET OUT HEREON ARE CONFIDENTIAL AND COPYRIGHT PROPERTY OF THE HARWIN GROUP AND MUST NOT BE DISCLOSED, LOANED, COPIED OR USED FOR MANUFACTURING, TENDERING OR FOR ANY OTHER PURPOSE WITHOUT THEIR WRITTEN PERMISSION.

TOLERANCES
 X. = ±1mm
 X.X = ±0.25mm
 X.XX = ±0.10mm
 X.XXX = ±0.01mm
 ANGLES = ±5°
 UNLESS STATED

MATERIAL:

SEE ABOVE

FINISH:

SEE ABOVE

S/AREA:

mm²

TITLE: JACKSCREW DATAMATE
3-ROW CRIMP/SOLDER FEMALE
ASSY WITH SPECIAL CONTACTS

DRAWING NUMBER:

M83-LFC1F2N19-0101-325

SHT
2 OF 2