

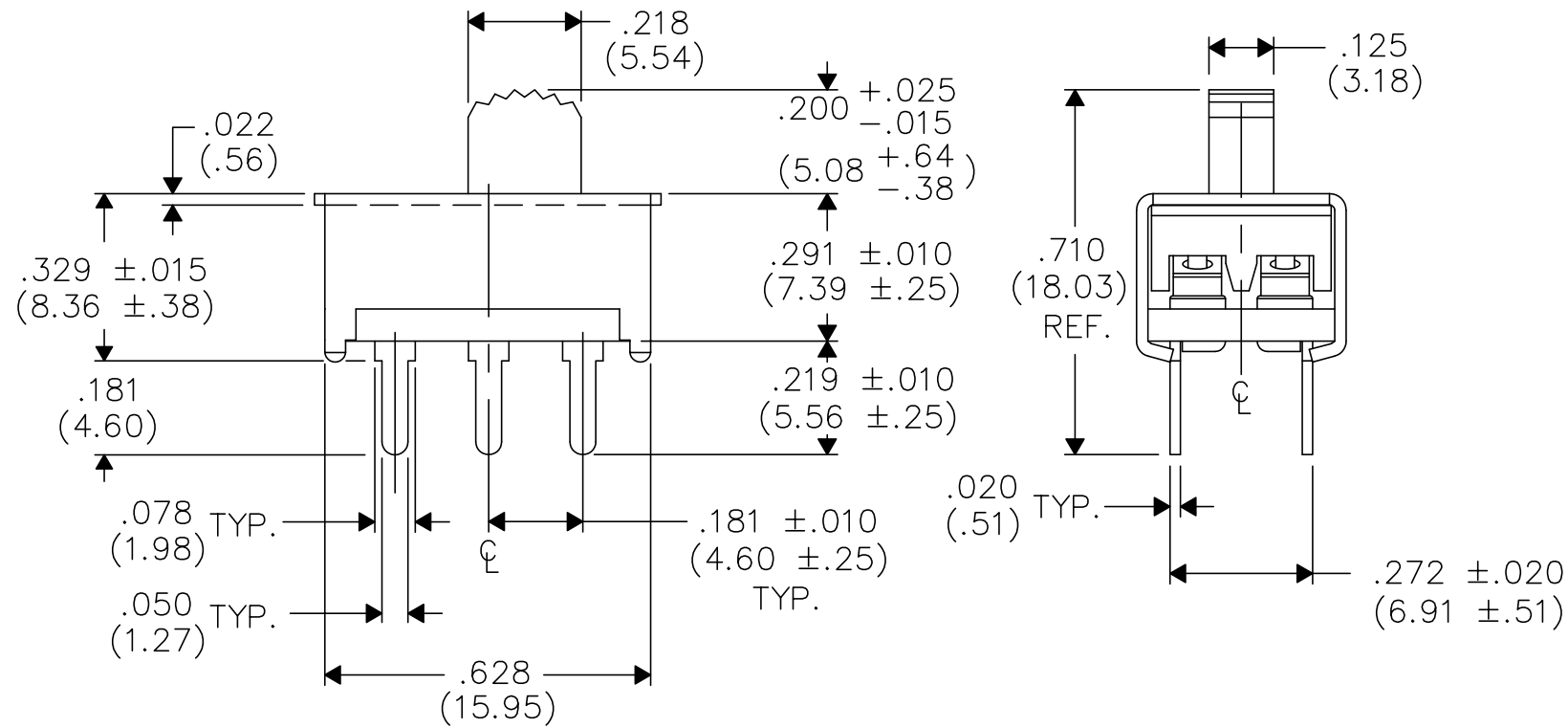
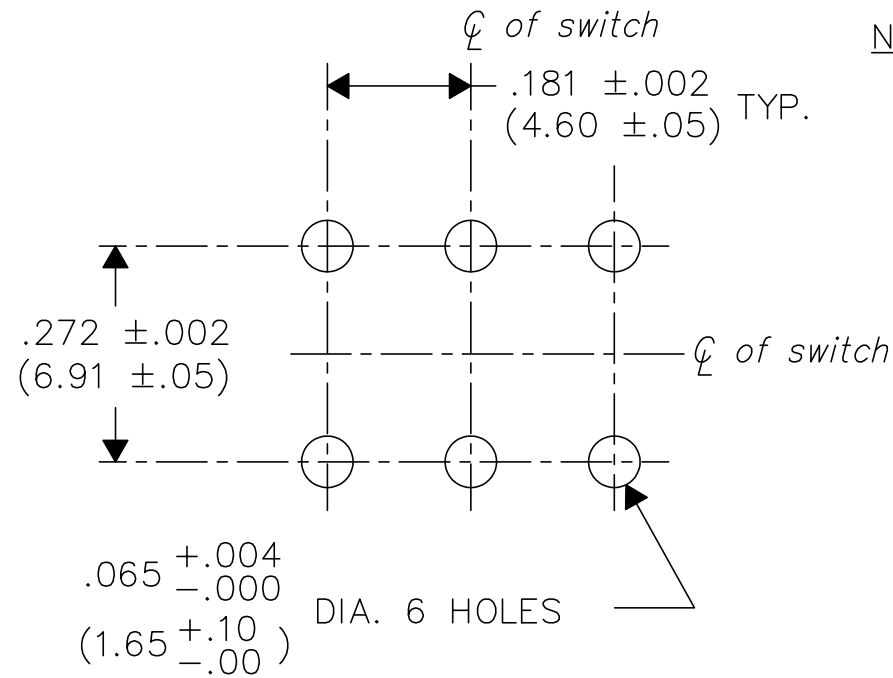
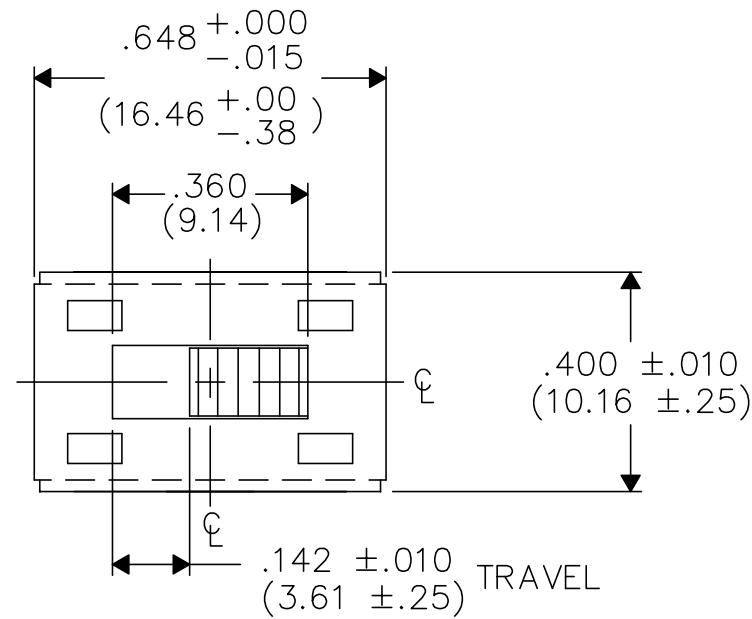
P.C. LAYOUT

DIMENSIONS IN INCHES (MILLIMETERS)
DO NOT SCALE DRAWING

Dwg. No.
GF-126-0330

NOTE:

1. Dimensions shown in () are in millimeters.



1	2	3	4	5	6	7	8	9	10
---	---	---	---	---	---	---	---	---	----

FORM-B4	REVISIONS	0
RELEASED.	DGW	5-30-2002
		6-04-2002

PDF File Made	CW INDUSTRIES Southampton, Pa. 18966	
	TOLERANCES UNLESS OTHERWISE SPECIFIED	
	2 Place Decimal ±.010	METRIC
	3 Place Decimal ±.005	1 Place Dec. ±.25mm
	Angles ±1°	2 Place Dec. ±.13mm
Made for:	CW IND.	
Drawn by:	DGW 5-30-2002	
Checked by:	GG 6-04-2002	
Approval:	BF 6-04-2002	

Title:	SWIDGET ASSEMBLY D.P.- D.T. RAD. KNURL
Division:	SWITCH
Dwg. No.	GF-126-0330