


Glass Passivated Bridge Rectifiers

GBJ10005-G Thru. GBJ1010-G


Reverse Voltage: 50 to 1000V

Forward Current: 10 A

RoHS Device

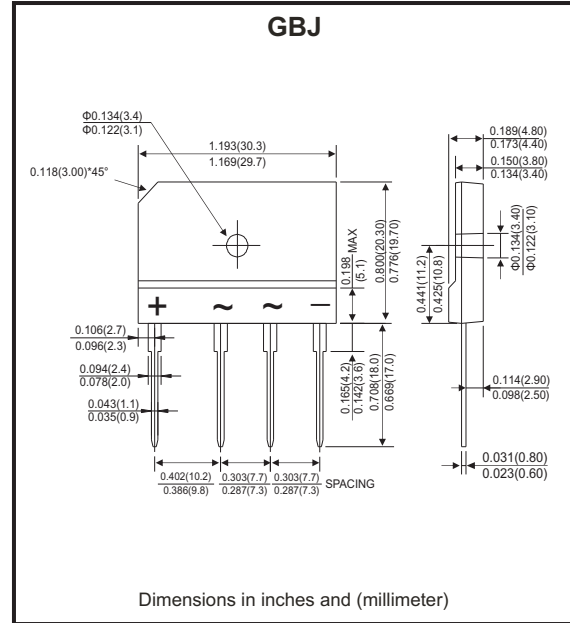


Features

- Rating to 1000V PRV.
- Ideal for printed circuit board.
- Low forward voltage drop.
- High current capability.
- UL recognized file # E349301 

Mechanical Data

- Epoxy: UL 94V-0 rate flame retardant.
- Case: Molded plastic, GBJ
- Mounting position: Any.
- Weight: 6.81grams.



Maximum ratings and electrical characteristics

Rating at 25°C ambient temperature unless otherwise specified.
Single phase, half wave ,60Hz, resistive or inductive load.
For capacitive load, derate current by 20%

Parameter	Symbol	GBJ 10005-G	GBJ 1001-G	GBJ 1002-G	GBJ 1004-G	GBJ 1006-G	GBJ 1008-G	GBJ 1010-G	Unit
Maximum recurrent peak reverse voltage	V_{RRM}	50	100	200	400	600	800	1000	V
Maximum RMS voltage	V_{RMS}	35	70	140	280	420	560	700	V
Maximum DC blocking voltage	V_{DC}	50	100	200	400	600	800	1000	V
Maximum average forward (with heatsink Note2) rectified current @Tc=110°C (without heatsink)	$I_{(AV)}$					10			A
Peak forward surge current , 8.3ms single half sine-wave super imposed on rated load (JEDEC Method)	I_{FSM}					220			A
Maximum forward voltage at 5.0A DC	V_F					1.0			V
Maximum DC reverse current @Tj=25°C at rated DC blocking voltage @Tj=125°C	I_R					10			μA
I^2t rating for fusing (t<8.3ms)	I^2t					200.86			A ² s
Typical junction capacitance per element (Note 1)	C_J					55			pF
Typical thermal resistance	$R_{\theta JC}$					1.4			°C/W
Operating temperature range	T_J					-55 to +150			°C
Storage temperature range	T_{STG}					-55 to +150			°C

Notes:

1. Measured at 1.0MHz and applied reverse voltage of 4.0V DC.
2. Device mounted on 150mm*150mm*1.6mm Cu plate heatsink.

Company reserves the right to improve product design , functions and reliability without notice.

REV: A

Rating and Characteristics Curves (GBJ10005-G Thru. GBJ1010-G)

Fig.1 - Forward Current Derating Curve

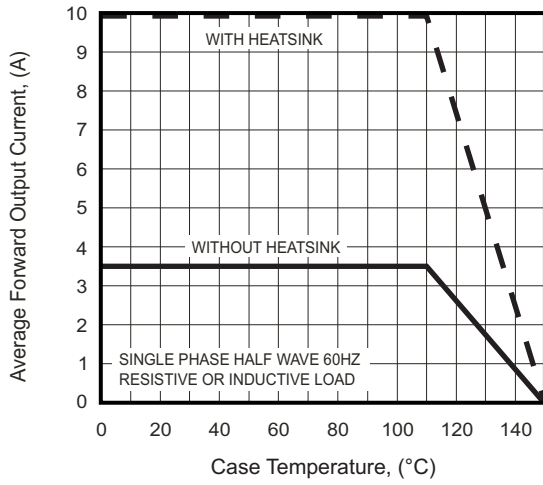


Fig.2 - Maximum Non-Repetitive Surge Current

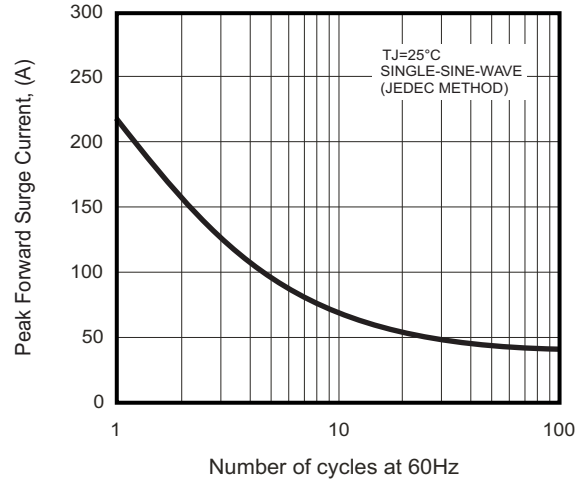


Fig.3 - Typical Junction Capacitance

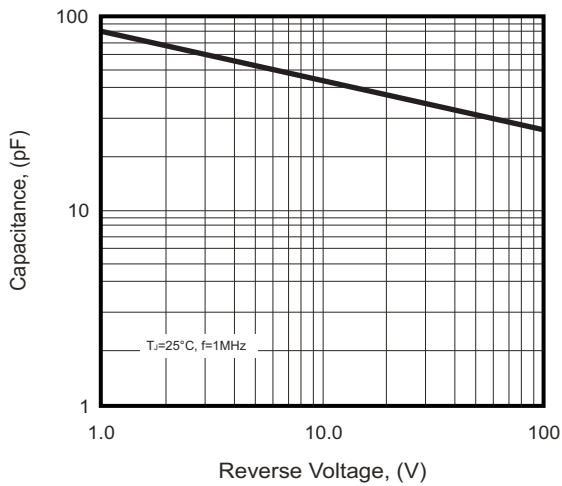


Fig.4 - Typical Forward Characteristics

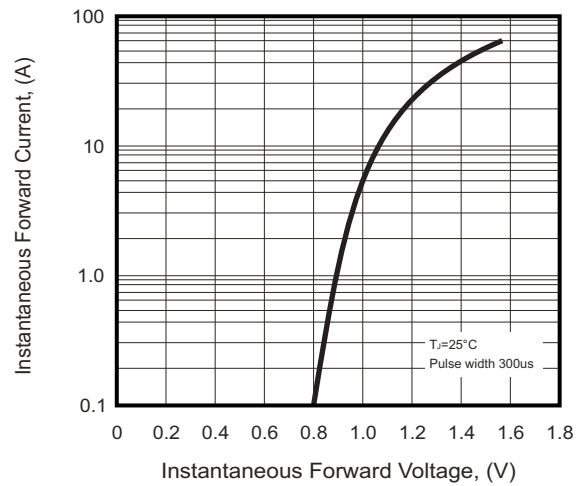
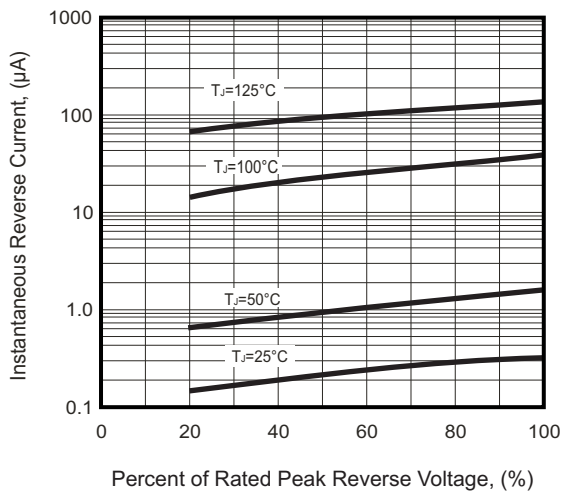


Fig.5 - Typical Reverse Characteristics

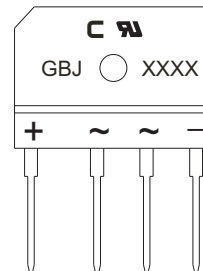


Company reserves the right to improve product design, functions and reliability without notice.

REV: A

Marking Code

Part Number	Marking code
GBJ10005-G	GBJ10005
GBJ1001-G	GBJ1001
GBJ1002-G	GBJ1002
GBJ1004-G	GBJ1004
GBJ1006-G	GBJ1006
GBJ1008-G	GBJ1008
GBJ1010-G	GBJ1010



XXX / XXXX = Product type marking code

C = Comchip Logo

Standard Packaging

Case Type	TUBE PACK	
	TUBE (pcs)	Carton (pcs)
GBJ	15	750