


TOLERANCE UNLESS OTHERWISE SPECIFIED	
.X	±0.25
.XX	±0.15
.XXX	±0.10

THIS IS A C.A.D. GENERATED DRAWING
DO NOT MAKE MANUAL REVISIONS TO MASTER.
UNLESS OTHERWISE SPECIFIED, ALL RADIUS ARE 0.2 MM.



ISSUE NUMBER

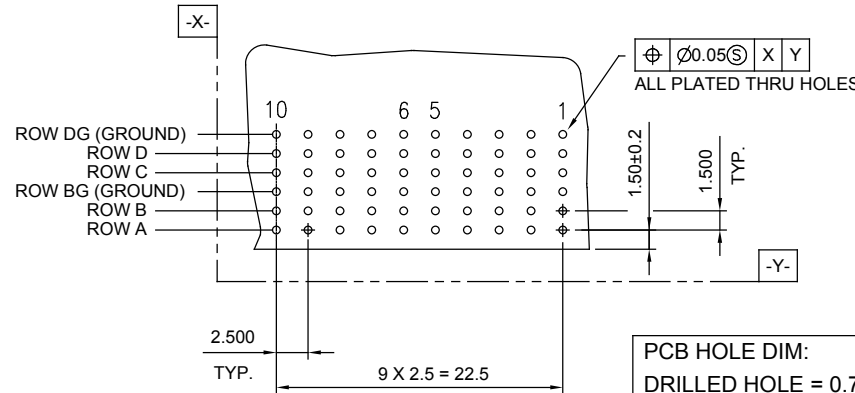
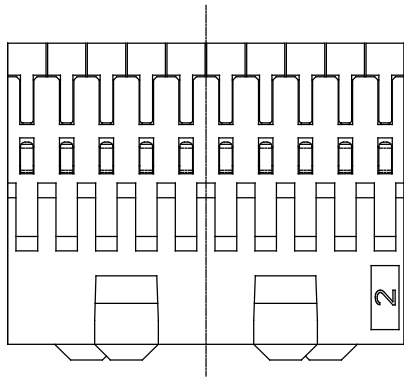
ORIGINAL

1

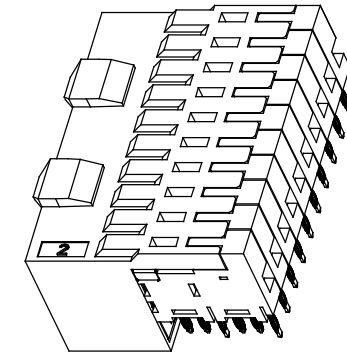
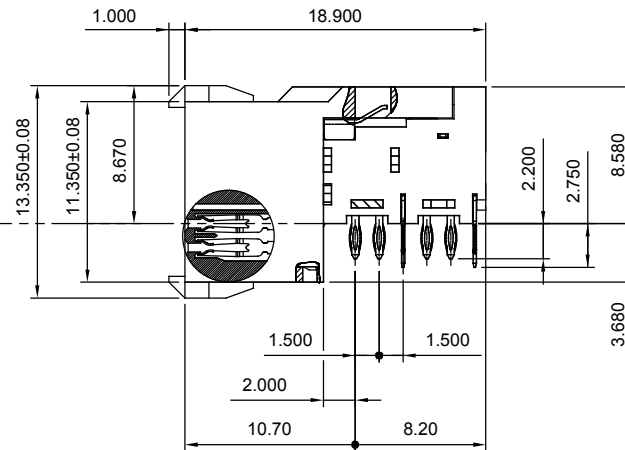
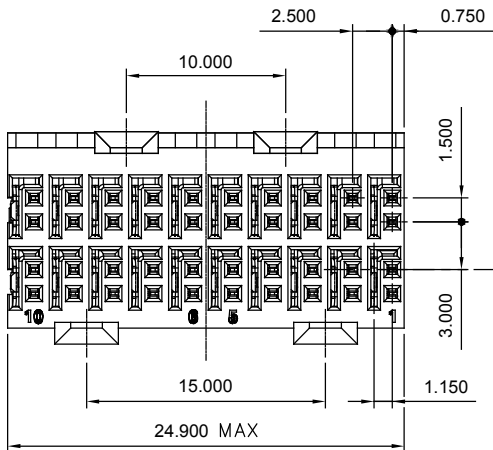
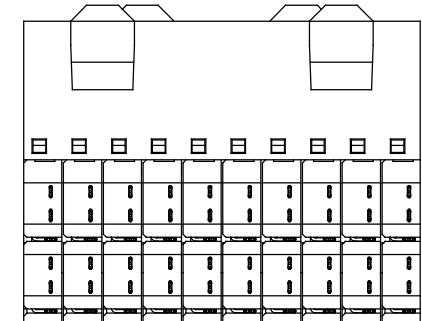
NOTES:

MATERIAL:
HOUSING:
SHIELD:
CONTACT:

LCP +30% GLASS REINFORCED, UL94V-0
PHOSPHOR BRONZE
NICKEL PLATING
PHOSPHOR BRONZE
GOLD FLASH PLATING ON CONTACT AREA
MATTE TIN PLATING 30~100µ" ON SOLDER
TAIL OVER NICKEL 50~150µ" UNDER PLATING



PCB HOLE DIM:
DRILLED HOLE = 0.700±0.025mm
FINISHED HOLE = 0.600±0.050mm
Cu THICKNESS = 0.0375±0.0125mm
SnPb THICKNESS = 0.007±0.003mm



ZD CONNECTOR, FEMALE, RIGHT ANGLE, 2 PAIR

ACAD REFERENCE NO.: 500-040-225-E02

DRAWN: W.T

DATE: JUNE.27 /2018

CHECKED:

DATE:

SCALE: N.T.S

SHEET 1 OF 1

DRAWING NUMBER: 500-040-225-E02

ISSUE

PART NUMBER: 500-040-225-E02

1



THIS SERIES FULLY CONFORMS TO
THE EUROPEAN UNION DIRECTIVES
2011/65/EU FOR RoHS COMPLIANCY.



YOUR CONNECTION TO QUALITY & SERVICE

EDAC INC
TORONTO, ONTARIO
CANADA

THESE DRAWINGS AND SPECIFICATIONS
ARE THE PROPERTY OF EDAC INC., AND
SHALL NOT BE REPRODUCED, OR COPIED
OR USED AS THE BASIS FOR THE
MANUFACTURE OR SALE OF APPARATUS
WITHOUT WRITTEN PERMISSION.