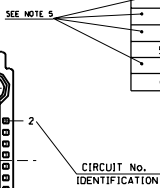


WIRING DIAGRAM : 6 CORE CABLE

CIRCUIT No.	CONDUCTOR No.	CIRCUIT No.	CONDUCTOR COLOUR REF.
1	1	16	RED/BLUE
2	2	15	VIOLET
3	3	14	GREEN
4	4	13	YELLOW
5	5	12	BROWN
6	6	11	WHITE



CABLE SPECIFICATION : 6 CORE CABLE

LEAD TYPE : FLAT RIBBON ROUND OTHER

SPIRAL CABLE YES NO

NO. OF CONDUCTORS YES NO

2. CABLE REQUIREMENTS : N/A

3. CONDUCTOR SPECIFICATIONS :

CONDUCTOR NO.	1 - 2	3 - 4
MATERIAL	TINNED CU	TINNED CU
S.B.G.	28	22
STANDING QTY/GAUGE	7/36	7/30
TENSILE STRENGTH	N/A	N/A
MATERIAL	PVC	PVC
MIN. BALL THICKNESS	0.25 REF	0.25 REF
INSULATION	SEE DIAGRAM	L2 REF
OUTSIDE DIAMETER	R3 REF	L2 REF
DIRECTION OF LAY	3	
LENGTH OF LAY	50A REF	
UL RATING	N/A	

4. FILLER : PVC ENOUGH TO MAKE ROUND

5. SEPARATOR : TALL

6. SHIELD : FOIL FACING N/A

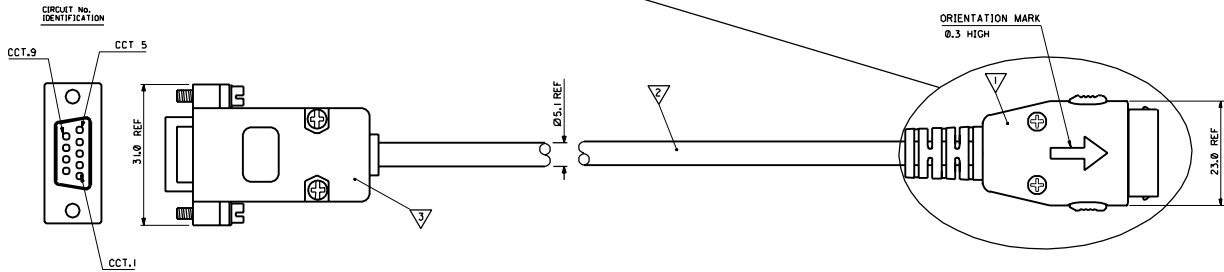
7. DRAIN WIRE : GAUGE N/A, STRANDING N/A, REQUIREMENT N/A

8. SPIRAL/BRAID : GAUGE N/A, COPPER TYPE N/A, COVERAGE N/A

9. CABLE JACKET : TYPE PVC, FINAL DIAMETER S1 REF, MIN. THICKNESS S2B REF, COLOUR BLACK, FINISH SALT, UL RATING N/A, HARDNESS S3, STAMPABILITY S4

MARKINGS : *24851-2303-118-1 YEAR / MONTH MGT / PRINTED IN WHITE EVERY 400 YEAR / MONTH OF MANUFACTURE TO IEC 62 INDEX S1.

10. PACKAGING : PACKAGING SEE PACKAGING SPECIFICATION ESTABLISHED BY LOCAL PURCHASING AND MANUFACTURING DEPARTMENTS.

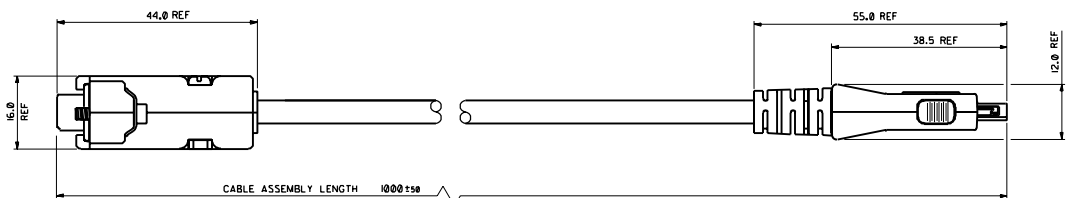


BILL OF MATERIALS

NO.	QUANTITY	SUPPLIER	DESCRIPTION	PART No.	SEE NOTE
1	1	MOLEX	16 CIRCUIT I/D MOBILE PHONE PLUG CONNECTOR	90813-0004	1, 2, 5
2	1	MOLEX	6 CORE CABLE SEE CABLE SPECIFICATION	99036-0006	2, 3, 5
3	1	STARCONN	FEMALE D - SUB KIT	DS-09 S DB-9H-PM	2, 3, 5

NOTES:

- MATES WITH SERIES 90811 HANDSET CONNECTOR.
- BOTH CONDUCTORS 4 & 6 AND SELECTED SOLDER CLIPS TO BE COVERED WITH HEAT SHRINK INSULATION TUBING AT BOTH ENDS.
- ONLY AVAILABLE FROM MOLEX AS PART OF A CABLE ASSEMBLY.
- SEE GROMMET SPECIFICATION ES-99038-0005.
- CONDUCTORS 1, 2, 3 & 5 TO BE CUT BACK FLUSH WITH DE-MANTLE AT BOTH ENDS.
- PACKAGING : PARTS TO BE PACKED INDIVIDUALLY IN BAGS.



FOR PREVIOUS DRAWING ISSUES SEE MRL.

REVISIONS:

NO.	DATE	DESCRIPTION
A1	19/05/96	ISSUE FOR PRODUCTION

DESIGNED BY: MC
DRAWN BY: MC
CHECKED BY: MC
APPROVED BY: MC

SCALE: 2:1

REVISE ONLY ON CAD SYSTEM

THIS DRAWING CONTAINS INFORMATION THAT IS PROPRIETARY TO MOLEX INC. IT IS TO BE USED ONLY WITHIN THE COMPANY.

SYSTEM CONNECTOR PLUG CABLE ASSEMBLY

MOLEX EUROPE

SHEET NO: 1 OF 1
DATE: 96/05/17

PART NO: 90813-1018
SCALE: SDA-90813-1018