

1. Scope

The present specifications shall apply to an RU4Z.

2. Outline

| | |
|--------------|------------------------------|
| Type | Silicon Diode |
| Structure | Resin Molded |
| Applications | High Frequency Rectification |

3. Flammability

UL94V-0(Equivalent)

Not Recommended for New Designs

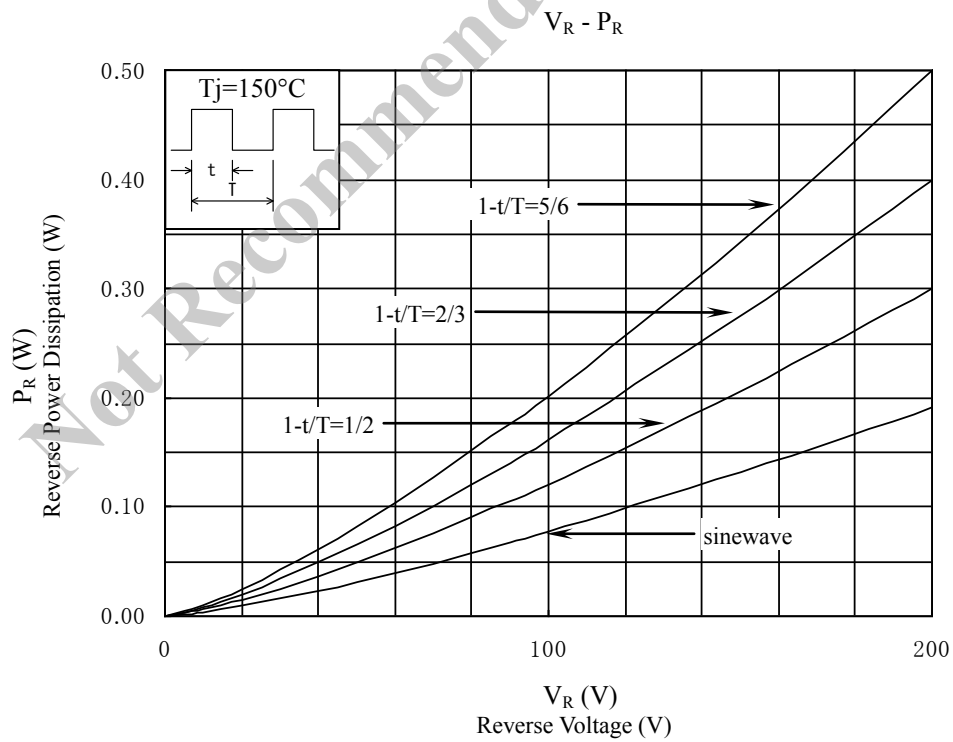
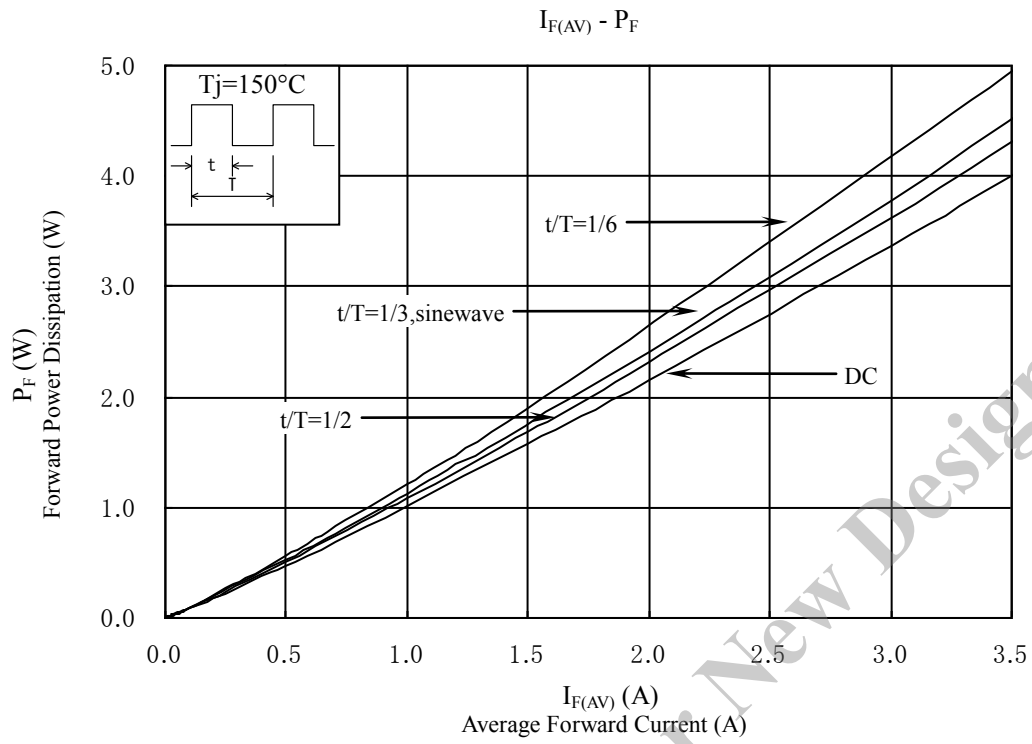
4. Absolute maximum ratings

| No. | Item | Symbol | Unit | Rating | Conditions |
|-----|--------------------------------|-------------|-------------|----------|------------------------------------|
| 1 | Transient Peak Reverse Voltage | V_{RSM} | V | 250 | |
| 2 | Peak Reverse Voltage | V_{RM} | V | 200 | |
| 3 | Average Forward Current | $I_{F(AV)}$ | A | 3.5 | Refer to Derating of 7 |
| 4 | Peak Surge Forward Current | I_{FSM} | A | 70 | 10msec. Half sinewave, one shot |
| 5 | I^2t Limiting Value | I^2t | A^2s | 24.5 | $1msec \leq t \leq 10msec$ |
| 6 | Junction Temperature | T_j | $^{\circ}C$ | -40~+150 | |
| 7 | Storage Temperature | T_{stg} | $^{\circ}C$ | -40~+150 | |

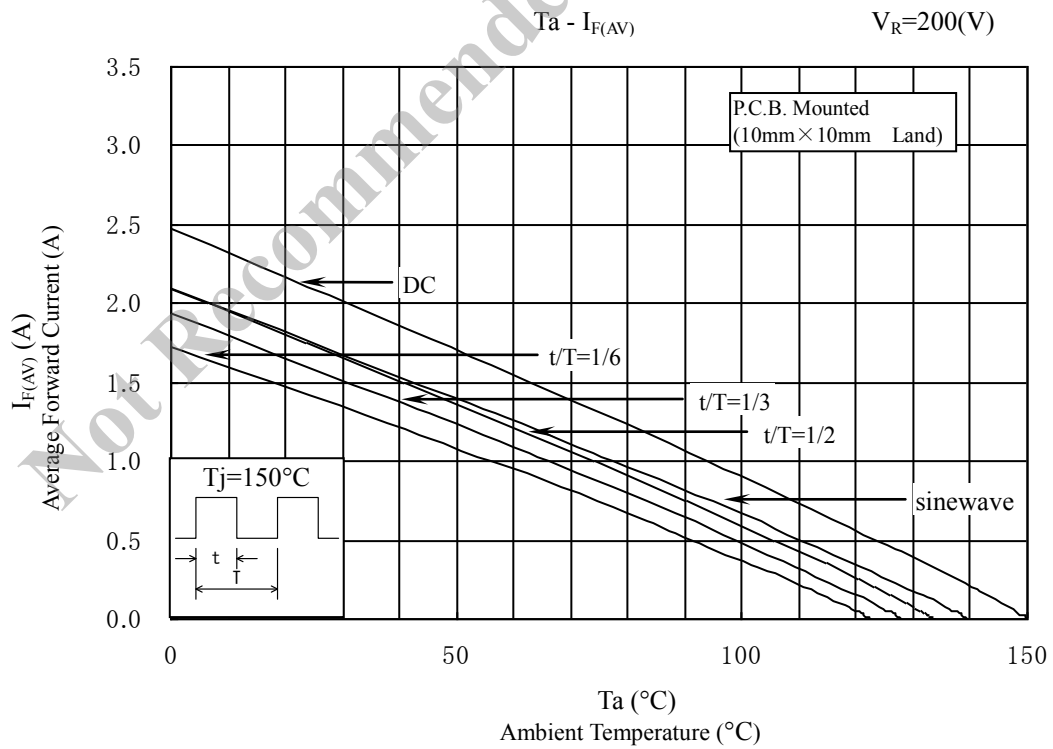
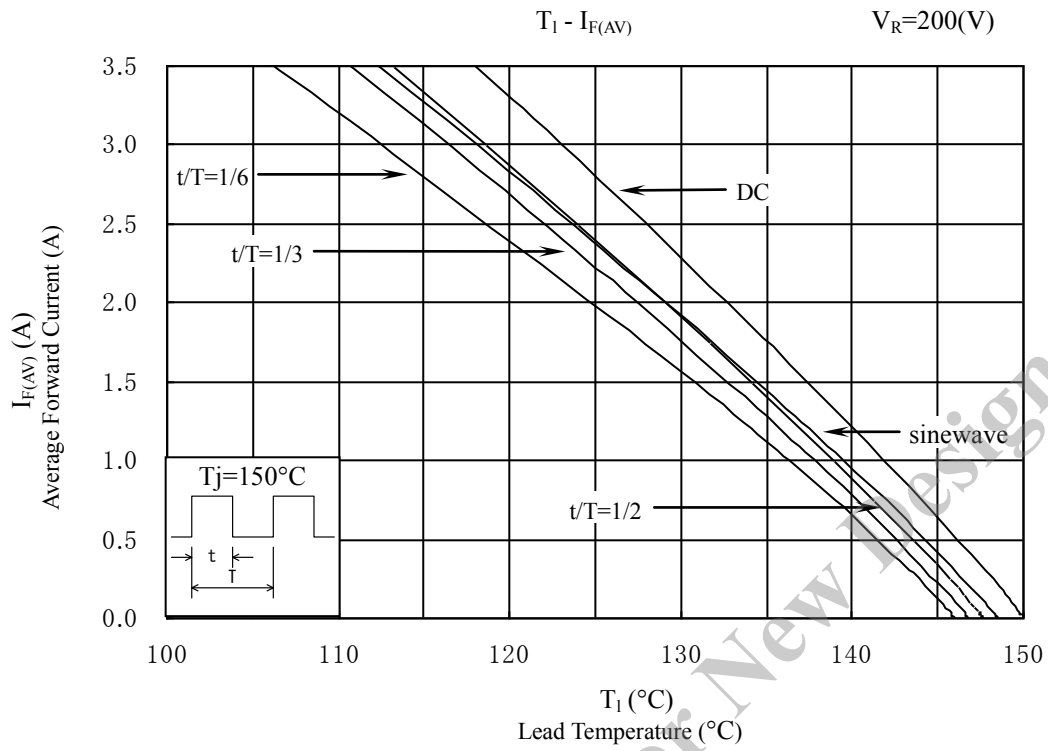
5. Electrical characteristics ($T_a=25^{\circ}C$, unless otherwise specified)

| No. | Item | Symbol | Unit | Value | Conditions |
|-----|--|---------------|---------------|----------|--|
| 1 | Forward Voltage Drop | V_F | V | 1.3 max. | $I_F=3.5A$ |
| 2 | Reverse Leakage Current | I_R | μA | 10 max. | $V_R=V_{RM}$ |
| 3 | Reverse Leakage Current Under High Temperature | $H \cdot I_R$ | μA | 300 max. | $V_R=V_{RM}, T_j=100^{\circ}C$ |
| 4 | Reverse Leakage Current Under High Temperature | trr-1 | ns | 400 max. | $I_F=I_{RP}=10mA$ 90% Recovery point, $T_j=25^{\circ}C$ |
| | | trr-2 | ns | 180 max. | $I_F=10mA, I_{RP}=20mA$ 75% Recovery point, $T_j=25^{\circ}C$ |
| 5 | Thermal Resistance | $R_{th(j-l)}$ | $^{\circ}C/W$ | 8 max. | Between Junction and Lead |

6. Characteristics

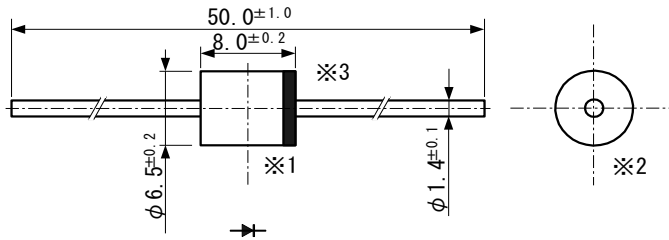


7. Derating



8. Package information

8-1 Package type, physical dimensions and material



- *1 The allowance position of Body against the center of whole lead wire is 0.5mm(max.)
- *2 The centric allowance of lead wire against center of physical body is 0.3mm(max.)
- *3 The burr may exit up to 2mm from the body of lead

Dimensions in mm

8-2 Appearance

The body shall be clean and shall not bear any stain, rust or flaw.

8-3 Marking

- ① Type number RU4Z
- ② Lot number 1
 - First digit: Last digit of Year
 - Second digit: Month
 - From 1 to 9 for Jan. to Sep.
 - O for Oct., N for Nov., and D for Dec.
- ③ Lot number 2 (ten days)
 - : Top of the month
 - · : Middle of month
 - · · : End of month

