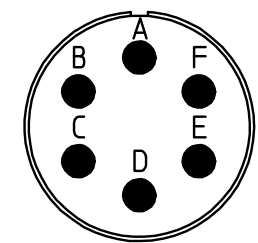




NO.	MASSE / DIMENSION
A	28.8
B	7/8-20UNEF-2B
C	10.6
D	17
E	19.1
F	11.7
G	49

NO.	BESCHREIBUNG / DESCRIPTION
2	ISOLIERKÖRPER BUCHSE / INSULATOR SOCKET
3	DICHTKÖRPER / GROMMET
6	KONTAKTBUCHSE / CONTACT SOCKET
7	ZYLINDERGHÄUSE / BARREL
9	ÜBERWURFMUTTER / COUPLING NUT
10	DICHTRING FRONT / FRONT SEALING RING
13	ENDGEHÄUSE DN / ENDBELL HEATSHRINK



Note: Due to an automatic nomenclature system, numbers generated may not be sequential.
 Specification and Dimensions subject to change
 Drawings illustrate normal insulator positioning

Material Specification:	
Shell Material:	Aluminium alloy
Shell Plating:	Olive drab chromate coating over cadmium plating
Insulator Material:	Neoprene
Contact Material:	Copper alloy
Contact Plating:	Hard silver

all dimensions are in mm Dimensions without tolerance indications are general tolerances in acc. with DIN7168m		drawing for CUSTOMER	
 ITT <i>Engineered for life</i> <small>ITT CANNON GmbH D - 71384 Weinstadt/Germany</small>	description CA3106E14S-6S-F80-DN		
	Plug, straight Endbell for heatshrink boots AWG Crimp / Socket / Layout: 14S-6		
© All rights reserved. Reproduction or issue to third in any form whatever is only permitted with written authorization of ITT Cannon		page 1/1	revision 1153 26. Jul 21