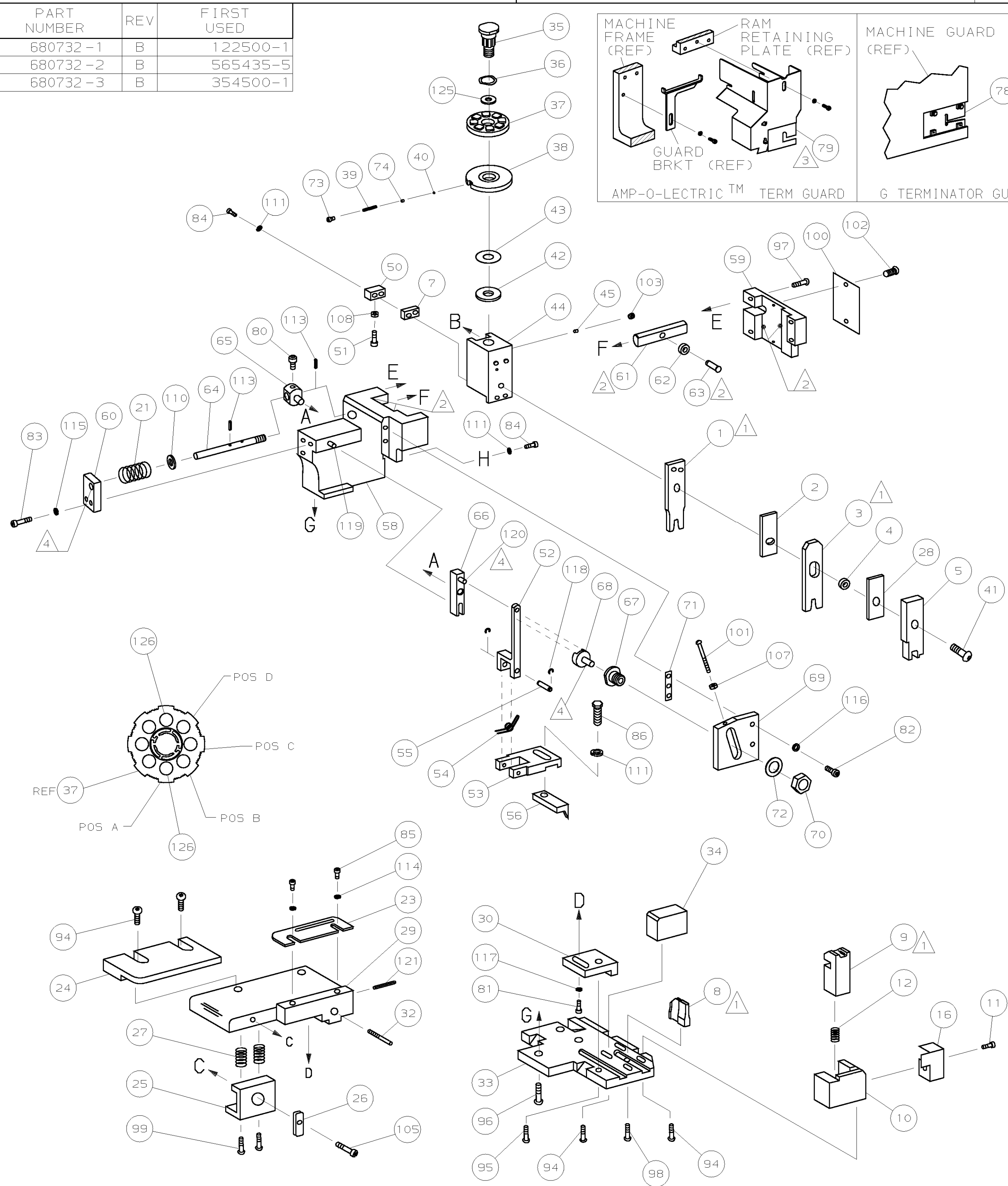
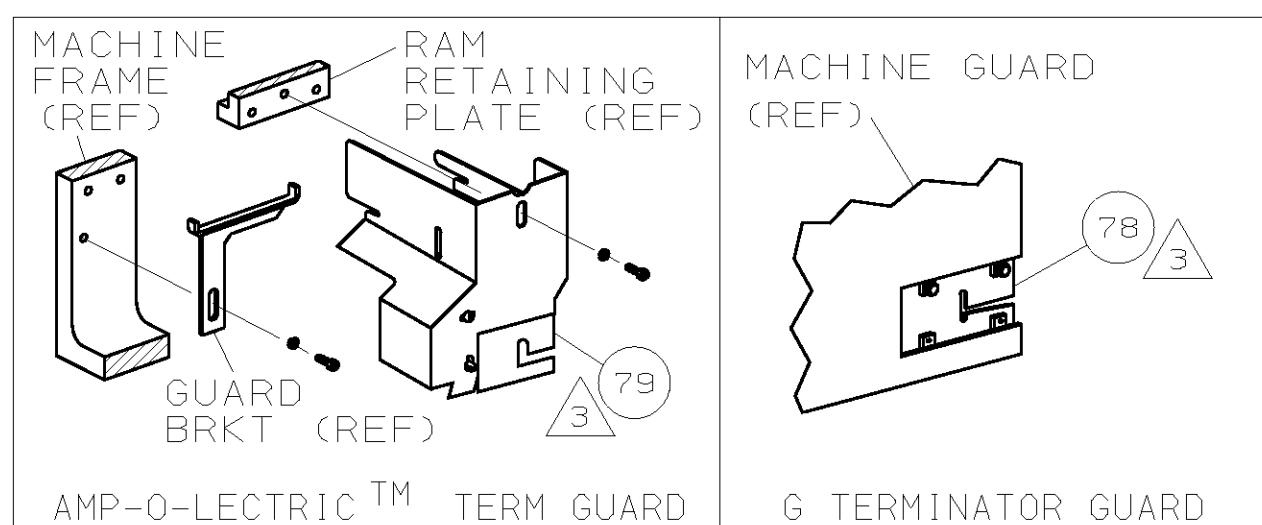
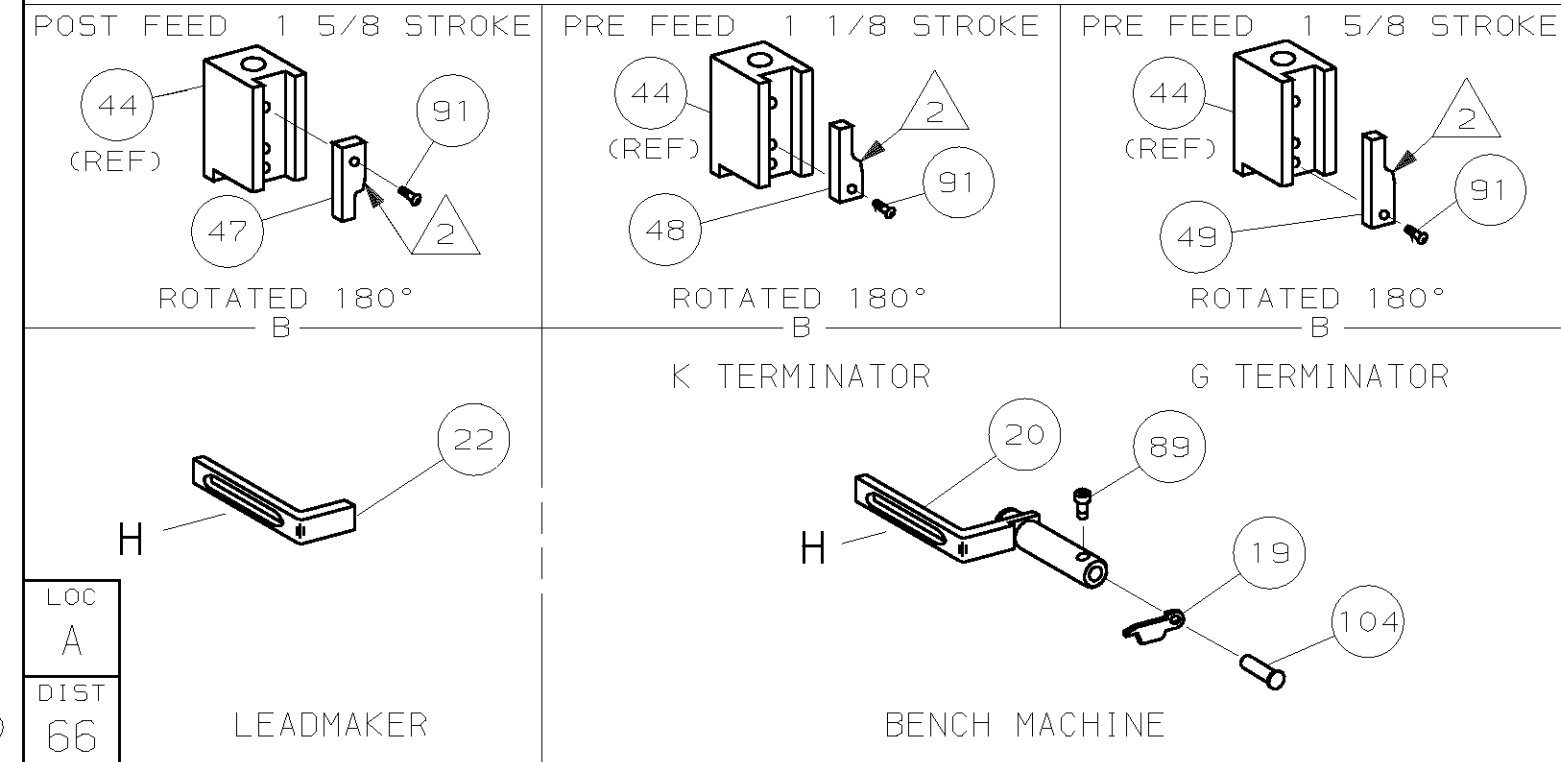


PART NUMBER	REV	FIRST USED
680732-1	B	122500-1
680732-2	B	565435-5
680732-3	B	354500-1



AMP P/N		MFG P/N		CRIMP DATA (NON-AMP TERMINAL-AMP SPEC)		
286767	471410-GJ02	PAD LTR	CRIMP HEIGHT	WIRE SIZE		
286769	451411-GJ02	A	.068 ±.002 [1.72 ±0.05mm]	16		
		B	NOT	USED		
		C	NOT	USED		
		D	NOT	USED		
WIRE STRIP LENGTH		TERM APPL SPEC		FEED		APPL INSTRUCTION
.188-.219		NONE		.522		408-8040
SET UP GAGE		LAYOUT				
458637-1		L2156				

LEADMAKER			MECH POST FEED				
-1	BENCH MODEL	K	-2	MECH PRE FEED			
-3	BENCH MODEL	G	-3	MECH PRE FEED			
REF	REF	REF	-	B	22594-8	NUT, HEX (1/2-20)	70
REF	REF	REF	-	B	240628-1	PLATE, ADJUSTMENT	69
REF	REF	REF	-	B	240626-1	SHAFT, PIVOT	68
REF	REF	REF	-	B	240633-1	BUSHING	67
REF	REF	REF	-	A	455680-1	LEVER, INTERMEDIATE	66
REF	REF	REF	-	B	240629-1	BLOCK, PIVOT	65
REF	REF	REF	-	A	240632-2	SCREW, ADJ FEED ROD	64
REF	REF	REF	-	B	240659-3	PIN, CAM ROLLER	63
REF	REF	REF	-	B	240658-1	ROLLER, CAM	62
REF	REF	REF	-	B	454398-2	ROD, FEED	61
REF	REF	REF	-	A	454178-1	GUIDE, FEED ROD	60
REF	REF	REF	-	C	454220-1	CAP, RAM	59
REF	REF	REF	-	D	454485-1	HOUSING	58
							57
1	1	1	-	B	690542-2	PAWL, FEED	56
REF	REF	REF	-	B	240624-1	PIN, FEED FINGER	55
REF	REF	REF	-	B	691499-1	SPRING, FEED FINGER	54
REF	REF	REF	-	B	690541-1	HOLDER, FEED FINGER	53
REF	REF	REF	-	A	455679-2	LEVER, TERMINAL FEED ARM	52
1	1	1	-	A	811242-2	BUMPER, HOLDDOWN	51
1	1	1	-	A	690753-1	SPACER, TONKER	50
1	-	-	-	B	690602-6	CAM, PRE-FEED 1 5/8 ST	49
-	1	-	-	B	690602-5	CAM, PRE-FEED 1 1/8 ST	48
-	-	1	-	B	690501-4	CAM, POST-FEED 1 5/8 ST	47
1	1	1	-	B	459456-2	APPLICATOR, BASIC (SUBASSY)	46
1	1	1	-	A	690191-1	PLUG, NYLON	45
1	1	1	-	C	455673-1	RAM	44
1	1	1	-	A	690125-1	WASHER, LAMINATED	43
1	1	1	-	A	690124-1	WASHER, RAM	42
1	1	1	-	A	7-21002-9	BOLT, CRIMPER (5/16x1.00)	41
1	1	1	-	A	23241-6	BALL, STEEL	40
1	1	1	-	A	690170-1	SPRING, COMPRESSION	39
1	1	1	-	C	690142-1	DISC, INSULATION	38
1	1	1	-	D	354777-1	WIRE DISC, PLASTIC	37
1	1	1	-	A	22480-5	WASHER, SPRING	36
1	1	1	-	B	690212-1	POST, RAM	35
1	1	1	-	B	690786-1	SUPPORT, TERMINAL	34
REF	REF	REF	-	D	455675-1	PLATE, BASE	33
1	1	1	-	A	690432-3	SCREW, ADJUSTMENT	32
							31
REF	REF	REF	-	B	455689-1	BLOCK, STRIP GUIDE ADJ	30
1	1	1	-	C	458144-1	PLATE, STRIP GUIDE	29
1	1	1	-	C	2-455888-3	SPACER, FRONT SHEAR DEP	28
2	2	2	-	A	1-22284-0	SPRING, DRAG	27
1	1	1	-	B	240793-1	LEVER, DRAG RELEASE	26
1	1	1	-	B	240792-1	DRAG, TERMINAL	25
1	1	1	-	D	1-90765-8	GUIDE, STRIP (REAR)	24
1	1	1	-	A	690438-1	GUIDE, STRIP (FRONT)	23
-	-	1	-	B	690472-2	STRIPPER	22
REF	REF	REF	-	A	4-22284-9	SPRING, FEED RETURN	21
1	1	-	-	A	679218-1	STRIPPER WIRE STOP ASSY	20
1	1	-	-	B	458949-1	STRIPPER	19
							18
							17
1	1	1	-	B	318563-1	GUARD, CHIP, FRONT	16
							15
							14
							13
1	1	1	-	A	5-22280-0	SPRING, SHEAR	12
1	1	1	-	B	690461-1	STOP, SHEAR	11
1	1	1	-	C	690459-1	HOLDER, SHEAR (FRONT)	10
1	1	1	-	C	1-454276-9	SHEAR, FLOAT (FRONT)	9
1	1	1	-	C	1-662186-9	ANVIL	8
1	1	1	-	C	3-240641-9	SPACER, DEPRESSOR (REAR)	7
							6
1	1	1	-	C	1-455889-4	DEPRESSOR, SHEAR (FRONT)	5
1	1	1	-	B	238011-7	SPACER, BLOCK CRIMPER	4
1	1	1	-	C	456134-5	CRIMPER, INSULATION	3
1	1	1	-	C	1-455888-4	SPACER, CRIMPER	2
1	1	1	-	C	1-456405-3	CRIMPER, WIRE	1



- 1 RECOMMENDED SPARE PARTS.
- 2 GREASE LIGHTLY.
- 3 GUARD MUST BE IN PLACE WHEN OPERATING APPLICATOR IN A BENCH MACHINE.
- 4 LUBRICATE DAILY USING NO. 20 MACHINE OIL.
- 5. ITEMS WITH QTY OF REF SPECIFIED (EXCEPT ITEMS 78 AND 79) ARE USED ON ITEM 46.

QTY	REF	REF	REF	U/M	DWG SIZE	PART NO	DESCRIPTION	ITEM NO
								129
								128
2	2	2	-	C		8-354778-9	PIN, WIRE DISC (.2940)A	126
1	1	1	-	A		986950-1	WASHER, FLAT PRECISION	125
1	1	1	-	A		217238-1	GENERAL INSTRUCTION PACKAGE	124
1	1	1	-	-		4088040	SF APPL INST 408-8040	123
								122
1	1	1	-	A		4-21028-0	PIN, SLT SPR (Ø.093x.75)ST GDE PL	121
REF	REF	REF	-	A		1-21030-1	PIN, DOWEL (Ø.187x.50)LEVER	120
REF	REF	REF	-	A		1-21030-6	PIN, DOWEL (Ø.187x1.25)HOUSING	119
REF	REF	REF	-	A		21045-3	RING, RET "C" (Ø.187)FD FING PIN	118
1	1	1	-	A		21024-5	WASHER, LOCK (#10)ADJ BLOCK	117
REF	REF	REF	-	A		21024-5	WASHER, LOCK (#10)ADJ PLATE	116
REF	REF	REF	-	A		21024-5	WASHER, LOCK (#10)FEED GDE ROD	115
2	2	2	-	A		21024-2	WASHER, LOCK (#4)FRONT STP GUIDE	114
REF	REF	REF	-	A		5-21028-1	PIN, SLT SPR (Ø.125x.50)ADJ ROD	113
								112
4	4	4	-	A		21024-4	WASHER, LOCK (#8) STRIPPER	111
REF	REF	REF	-	A		21899-4	WASHER, FLAT (Ø5/16) SCREW ADJ	110
								109
1	1	1	-	A		21018-5	NUT, HEX (NO. 6) HOLDDOWN	108
REF	REF	REF	-	A		21068-5	NUT, HEX (6-32) FEED ADJ	107
								106
1	1	1	-	A		22353-8	SCR, SHLD (Ø.187x.25) DRAG LEVER	105
1	1	-	-	A		992031-1	PIN, CLEVIS	104
1	1	1	-	A		21009-2	SCR, SKT SET (1/4-20x.25 LW) RAM	103
2	2	2	-	A		21017-2	SCR, DRIVE (#2x.19) ID PLATE	102
REF	REF	REF	-	A		6-23715-5	SCR, PAN HD (6-32x1.50) FEED ADJ	101
1	1	1	-	B		461264-1	PLATE, IDENTIFICATION	100
2	2	2	-	A		3-21002-0	SCR, BHC (10-32x.88) DRAG	99
1	1	1	-	A		22733-8	SCR, BHC (8-32x.38 LW) ANVIL	98
REF	REF	REF	-	A		2-21002-9	SCR, BHC (10-32x.75) CAP	97
REF	REF	REF	-	A		2-22733-8	SCR, BHC (1/4-20x.62) HOUSING	96
REF	REF	REF	-	A		2-21002-7	SCR, BHC (10-32x.50) 56 ADJ BLOCK	95
6	6	6	-	A		2-21002-2	SCR, BHC (8-32x.50) TERM H DWN	94
								93
								92
1	1	1	-	A		1-21002-7	SCR, BHC (6-32x.38) CAM	91
								90
1	1	-	-	A		7-21000-9	SCR, SHC (4-40x.19) STRIPPER	89
								88
								87
1	1	1	-	A		2-22603-0	SCR, HEX HD (8-32x.31) FEED FINGER	86
2	2	2	-	A		1-21000-3	SCR, SHC (4-40x.25) F ST GUIDE	85
3	3	3	-	A		2-21000-7	SCR, SHC (8-32x.50) STRIPPER	84
REF	REF	REF	-	A		3-21000-7	SCR, SHC (10-32x.75) FEED ROD GD	83
REF	REF	REF	-	A		3-21000-6	SCR, SHC (10-32x.62) FD ADJ BLK	82
1	1	1	-	A		3-21000-4	SCR, SHC (10-32x.38) 56 ADJ BL	81
REF	REF	REF	-	A		3-21000-4	SCR, SHC (10-32x.38) PIVOT BLK	80
-	REF	-	-	B		455749-1	GUARD, WINDOW	79
REF	-	-	-	B		679532-1	INSERT, GUARD	78
								77
								76
								75
1	1	1	-	A		690603-1	SPRING, ASSIST	74
1	1	1	-	A		23030-1	SCR, SHC (6-32x.25 SL) INS DISC	73
REF	REF	REF	-	A		458109-1	WASHER, SPECIAL	72
REF	REF	REF	-	A		690517-1	SPACER	71

THIS DRAWING IS UNRELEASED. RELEASE FOR PUBLICATION BY AMP INCORPORATED. ALL RIGHTS RESERVED. © COPYRIGHT 19 AMP 1756 REV 3-92

REVISION RECORD

REV	DESCRIPTION	DATE
B	REVISED	12-98
A	REVISED	12-98

DIMENSIONS IN INCHES. DO NOT SCALE PRINT. TOLERANCES UNLESS OTHERWISE SPECIFIED:

2 PLG DEC ±
3 PLG DEC ±
4 PLG DEC ±

ANGLES ±
SURF TEXTURE: ✓
REMOVE BURRS, BREAK SHARP EDGES R.015 MAX

DR: P.Mathios
CHK: C.Erismann
APP: T.ELBIN
REL: -

AMP Incorporated
Harrisburg, PA 17105-3608

NAME: SIDE FEED HDM APPLICATOR
SCALE: -
DWG NO: 680732

MACHINE REF: MINI APPL
SHEET: 1 OF 1
REV: B1

CUSTOMER AND ASSEMBLY DRAWING

RESTRICTED TO