

PAGE 1/2

ISSUE 09-04-19

SERIE : SPnT

PART NUMBER : R573803410

RF CHARACTERISTICS

Number of ways : 4  
 Frequency range : 0 - 40 GHz  
 Impedance : 50 Ohms

Frequency (GHz)	DC - 6	6 - 12.4	12.4 - 18	18 - 26.5	26.5 - 40
VSWR max	1.30	1.40	1.50	1.70	2.20
Insertion loss max	0.20 dB	0.40 dB	0.50 dB	0.70 dB	1.10 dB
Isolation min	70 dB	60 dB	60 dB	55 dB	50 dB
Average power (*)	40 W	30 W	25 W	15 W	5 W

ELECTRICAL CHARACTERISTICS

Actuator : NORMALLY OPEN  
 Nominal current \*\* : 102 mA  
 Actuator voltage (Vcc) : 28V (24 to 30V) / POSITIVE COMMON  
 Terminals : solder pins (250°C max. / 30 sec.)

MECHANICAL CHARACTERISTICS

Connectors : SMA 2.9 female per MIL-C 39012  
 Life : 2 million cycles per position  
 Switching Time\*\*\* : < 15 ms  
 Construction : Splashproof  
 Weight : < 180 g

ENVIRONMENTAL CHARACTERISTICS

Operating temperature range : -40°C to +85°C  
 Storage temperature range : -55°C to +85°C

(\* Average power at 25°C per RF Path)

(\*\* At 25° C ±10%)

(\*\*\* Nominal voltage ; 25° C)



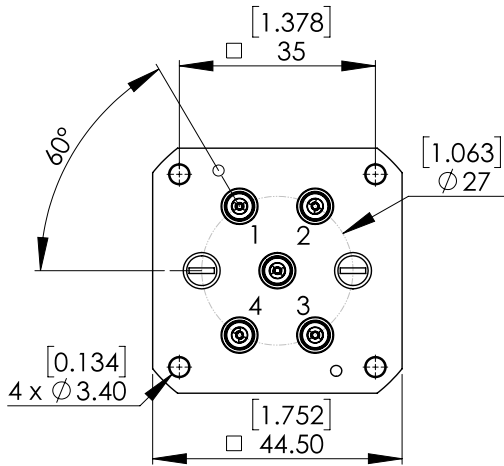
PAGE 2/2

ISSUE 09-04-19

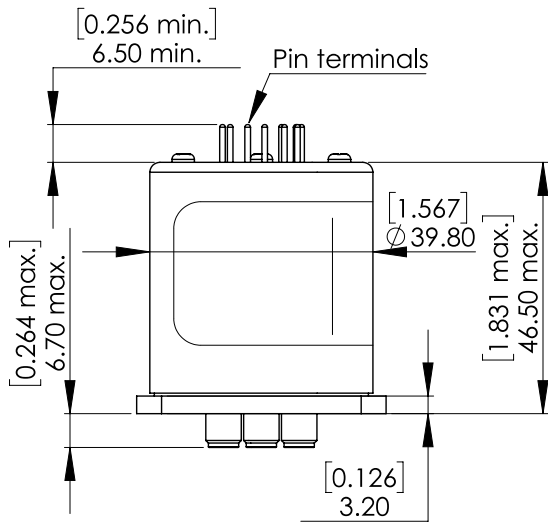
SERIE : SPnT

PART NUMBER : R573803410

DRAWING

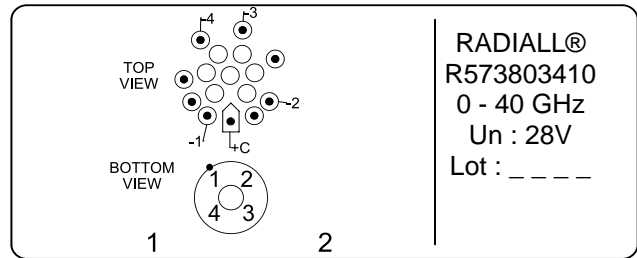


Voltage	RF Continuity
+C -1	IN $\leftrightarrow$ 1
+C -2	IN $\leftrightarrow$ 2
+C -3	IN $\leftrightarrow$ 3
+C -4	IN $\leftrightarrow$ 4



General tolerances :  $\pm$ 0,5 mm [0,02 in]

**LABEL**



SCHEMATIC DIAGRAM

