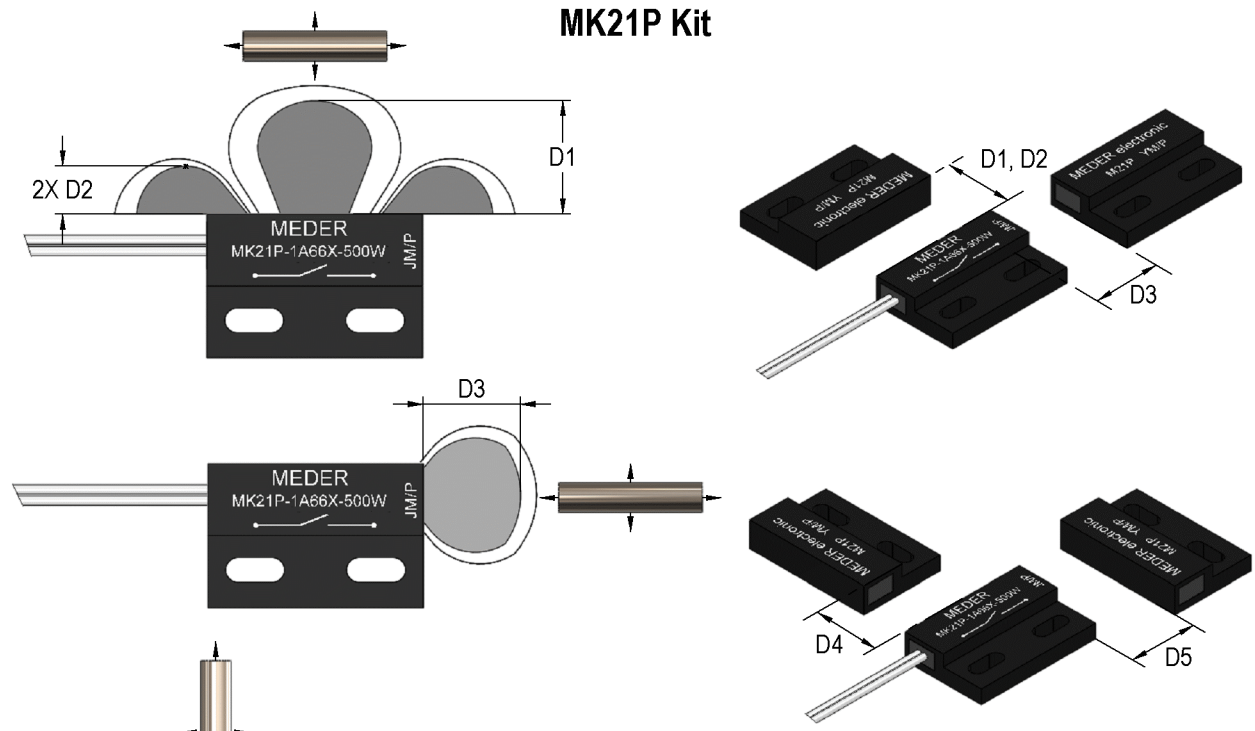
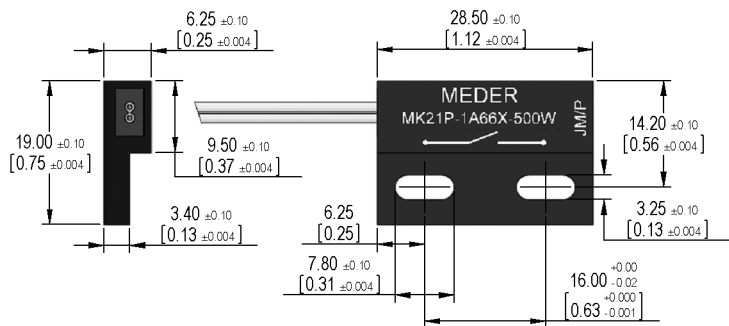


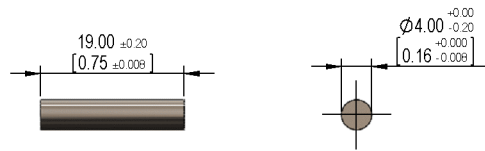
MK21P Kit



Sensor Dimensions



Magnet Dimensions



Description	Part Number	Magnetic Sensitivity mT	Position and Movement Max. Pull-In Distance in mm					Position and Movement Max. Drop-Out Distance in mm					Included in the Kit Qty
			D1	D2	D3	D4	D5	D1	D2	D3	D4	D5	
MK21P-1A66B-500W	9212100054	> 1.70	13	5.5	4.5	8	3	14	6.5	5.5	9	4	1
MK21P-1A66C-500W	9213100054	> 2.30	11	4	2.5	6.5	1.5	13	6	4.5	8.5	3.5	1
MK21P-1A66D-500W	9214100054	> 2.70	9.5	3.5	1	5	1	11.5	5	2.5	7	2	1
M21P/1 Magnet	2500000021	-	-	-	-	-	-	-	-	-	-	-	1

All distance data above is valid for the following magnets:
 4003004003 / 4x19 mm Cylindrical AlNiCo 500 Magnet
 2500000021 / M21P/1 Magnet (Horizontal Mounting Holes)
 2500000121 / M21P/2 Magnet (Vertical Mounting Holes)



Dimensions mm (inches)

Tolerances acc. to DIN ISO 2768-m
 Toleranzen gem. DIN ISO 2768-m



Europe: +49 / 7731 8399 0 | Email: info@meder.com
 USA: +1 / 508 295 0771 | Email: salesusa@meder.com
 Asia: +852 / 2955 1682 | Email: salesasia@meder.com

Item No.:
9210000000
 Item:
MK21P-KIT

Products for tomorrow...

Magnetic properties	Conditions	Min	Typ	Max	Unit
Pull-In	at 20 °C	25		56	AT
Test equipment		KMS-14			

Special Product Data	Conditions	Min	Typ	Max	Unit
Contact - form		A - NO			
Contact rating	Any DC combination of V & A not to exceed their individual max.'s			10	W
Switching voltage	DC or Peak AC			180	V
Carry current	DC or Peak AC			1.25	A
Switching current	DC or Peak AC			0.5	A
Sensor-resistance	measured with 40% overdrive			290	mOhm
Housing material		Crastin SK655FR1			
Case color		black			
Sealing compound		Polyurethane			

Environmental data	Conditions	Min	Typ	Max	Unit
Shock	1/2 sine, duration 11 ms, in 3 axis			50	g
Vibration	from 10 - 2000 Hz			20	g
Operating temperature	cable not moved	-30		70	°C
Operating temperature	cable moved	-5		70	°C
Storage temperature		-30		70	°C

Cable specification	Conditions	Min	Typ	Max	Unit
Cable type		flat cable			
Cable material		PVC			
Cross section		0,14 sq-mm			

General data	Conditions	Min	Typ	Max	Unit
Tightening torque	Screw M3 ISO 1207 Disk ISO 7089			0.5	Nm
Mounting advice		over 5m cable, a resistor is recommended.			

Modifications in the sense of technical progress are reserved

Designed at: 02/16/11 Designed by: MAPODACA

Approval at: 03/21/11 Approval by: TLANE

Last Change at: Last Change by:

Approval at: Approval by:

Rev. No.: 01