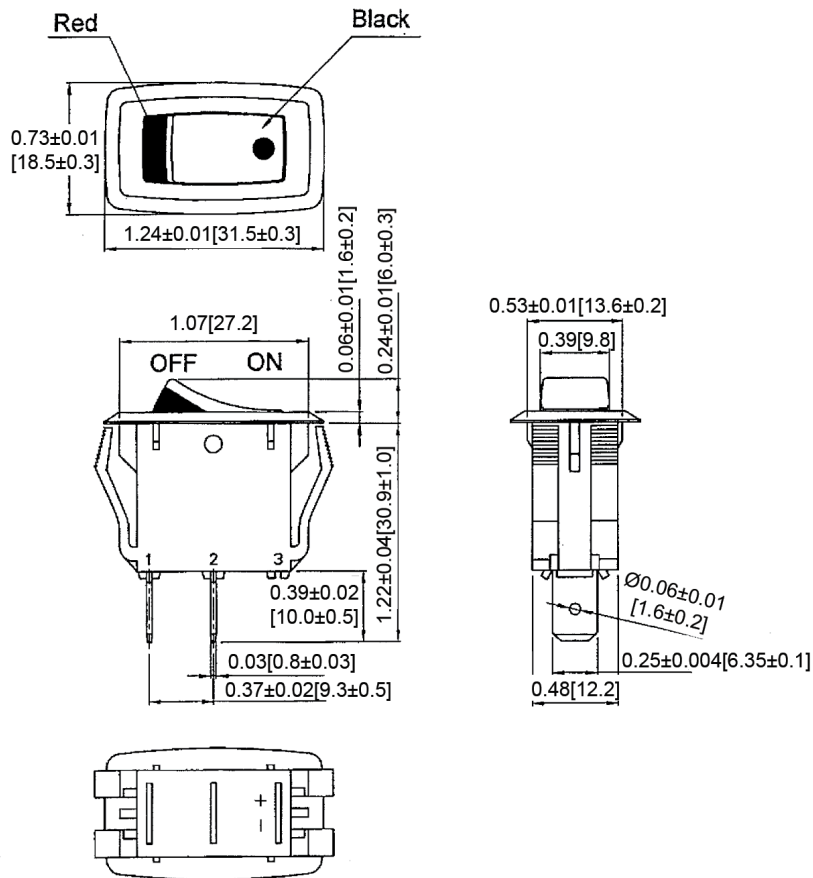
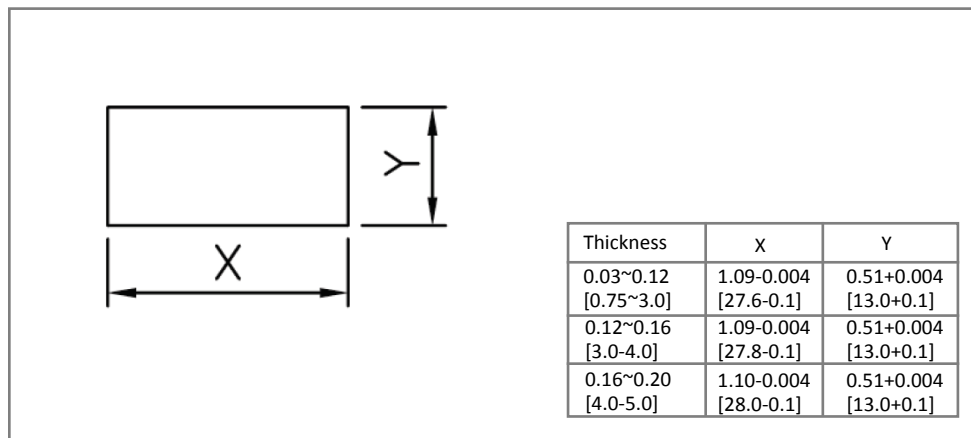


Mechanical Dimensions: Inches [mm]

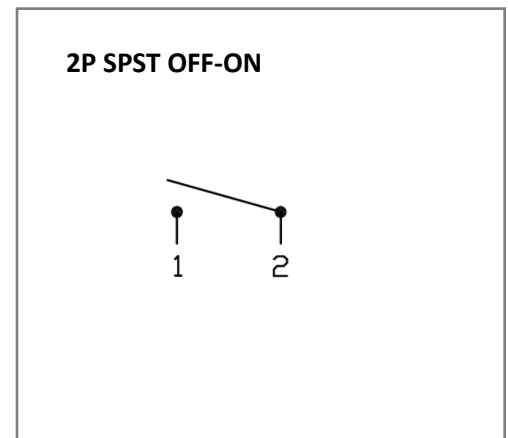
Tolerances ±0.012 [0.3] Unless Otherwise Specified




Mounting Hole



Circuit Diagram



Electrical Specifications

Rating	16(4)A 125/250V AC cRUUS 	20A 125V AC 1/3HP, 16A 250V AC 1/2HP
Contact Resistance	50m ohm Max	
Insulation Resistance	DC 500V 100M ohm Min	
Dielectric Strength	AC 1500V 1 minute	
Operation Temperature	-25°C~85°C	

Material Specifications

Frame	Nylon#66, Black
Actuator	Red/Black, Nylon #66
Terminals	Copper alloy , Silver plated

Rev	Date of issue	Revision Notes	Designed	Approved
B	06-08-2021	Initial Drawing	RC	OF