

DT4S-BT-BK ✓ ACTIVE

DEUTSCH | DEUTSCH DT, DEUTSCH DTM

TE Internal #: DT4S-BT-BK

Automotive Connector Caps & Covers, Boot, Cable Exit Angle
180°, Black, PVC, 4 Position, -20 – 212 °F [-29 – 100 °C], DEUTSCH
DTM

[View on TE.com >](#)



Connectors > Automotive Connectors > Automotive Connector Accessories > Automotive Connector Caps & Covers



Protection & Strain Relief Accessory Type: **Boot**

Cable Exit Angle: **180°**

Strain Relief: **With**

Primary Product Color: **Black**

Primary Product Material: **PVC**

Features

Product Type Features

| | |
|---|------|
| Protection & Strain Relief Accessory Type | Boot |
| Sealable | No |

Configuration Features

| | |
|---------------------|---|
| Number of Positions | 4 |
|---------------------|---|

Body Features

| | |
|--------------------------|-------|
| Cable Exit Angle | 180° |
| Primary Product Color | Black |
| Primary Product Material | PVC |

Mechanical Attachment

| | |
|---------------|------|
| Strain Relief | With |
|---------------|------|

Dimensions

| | |
|--|--------------------------|
| Compatible Cable Bundle Diameter Range | 0 – 11.1 mm[0 – .437 in] |
|--|--------------------------|

Usage Conditions



| | |
|---------------------------------|----------------------------|
| Compatible With Connector Style | Plug |
| Operating Temperature (Max) | 100 °C[212 °F] |
| Operating Temperature Range | -29 – 100 °C[-20 – 212 °F] |

Industry Standards

| | |
|----------------------|--------|
| Degree of Protection | IP6K9K |
|----------------------|--------|

Packaging Features

| | |
|------------------|-----|
| Packaging Method | Box |
|------------------|-----|

Other

| | |
|-------------|-----|
| Serviceable | Yes |
|-------------|-----|

Product Compliance

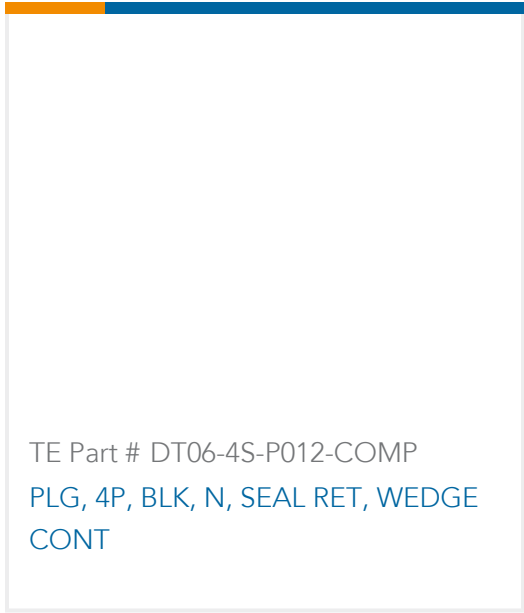
[For compliance documentation, visit the product page on TE.com>](#)

| | |
|---|---|
| EU RoHS Directive 2011/65/EU | Compliant |
| EU ELV Directive 2000/53/EC | Compliant |
| China RoHS 2 Directive MIIT Order No 32, 2016 | No Restricted Materials Above Threshold |
| EU REACH Regulation (EC) No. 1907/2006 | Current ECHA Candidate List: JAN 2023 (233) Candidate List Declared Against: JAN 2023 (233) Does not contain REACH SVHC |
| Halogen Content | Not Low Halogen - contains Br or Cl > 900 ppm. |
| Solder Process Capability | Not reviewed for solder process capability |


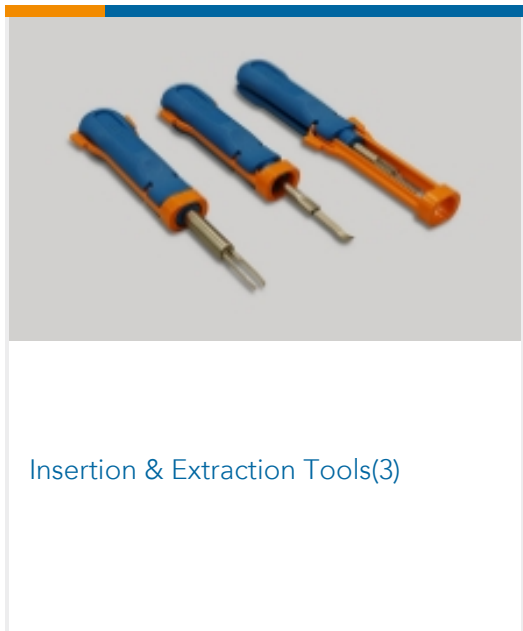
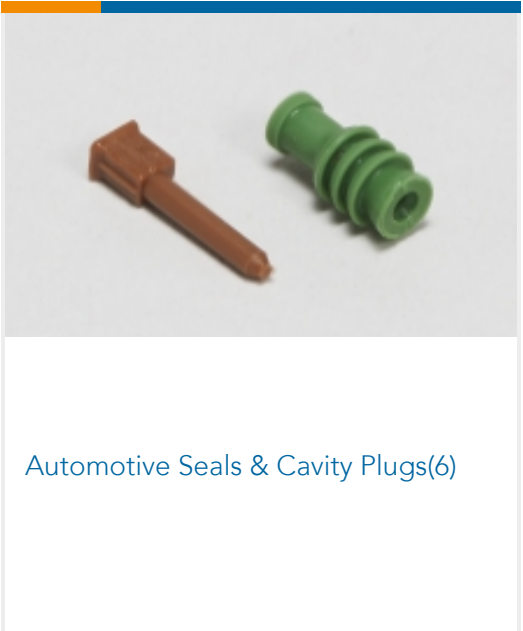
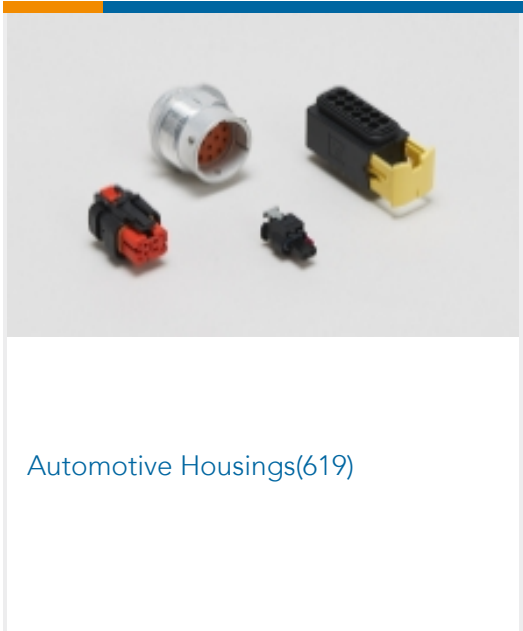
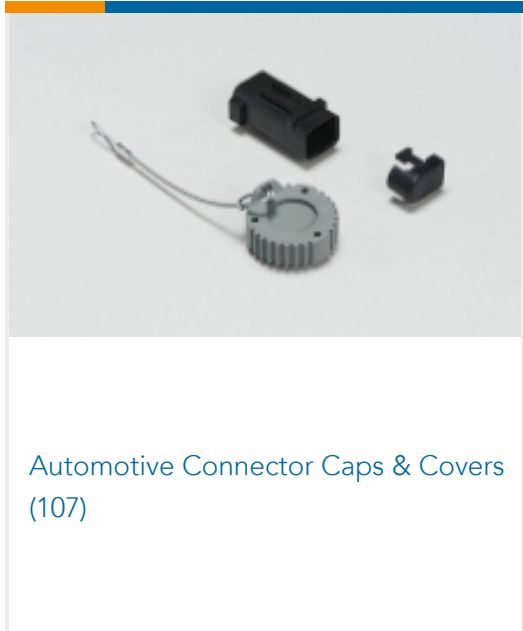
Product Compliance Disclaimer

This information is provided based on reasonable inquiry of our suppliers and represents our current actual knowledge based on the information they provided. This information is subject to change. The part numbers that TE has identified as EU RoHS compliant have a maximum concentration of 0.1% by weight in homogenous materials for lead, hexavalent chromium, mercury, PBB, PBDE, DBP, BBP, DEHP, DIBP, and 0.01% for cadmium, or qualify for an exemption to these limits as defined in the Annexes of Directive 2011/65/EU (RoHS2). Finished electrical and electronic equipment products will be CE marked as required by Directive 2011/65/EU. Components may not be CE marked. Additionally, the part numbers that TE has identified as EU ELV compliant have a maximum concentration of 0.1% by weight in homogenous materials for lead, hexavalent chromium, and mercury, and 0.01% for cadmium, or qualify for an exemption to these limits as defined in the Annexes of Directive 2000/53/EC (ELV). Regarding the REACH Regulation, the information TE provides on SVHC in articles for this part number is based on the latest European Chemicals Agency (ECHA) 'Guidance on requirements for substances in articles' posted at this URL: <https://echa.europa.eu/guidance-documents/guidance-on-reach>

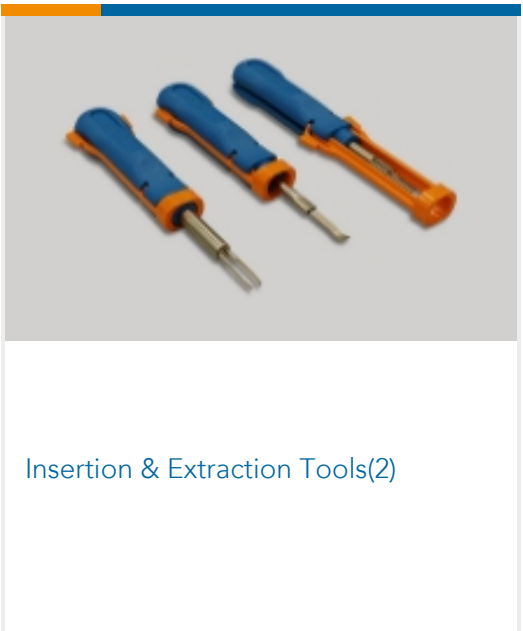
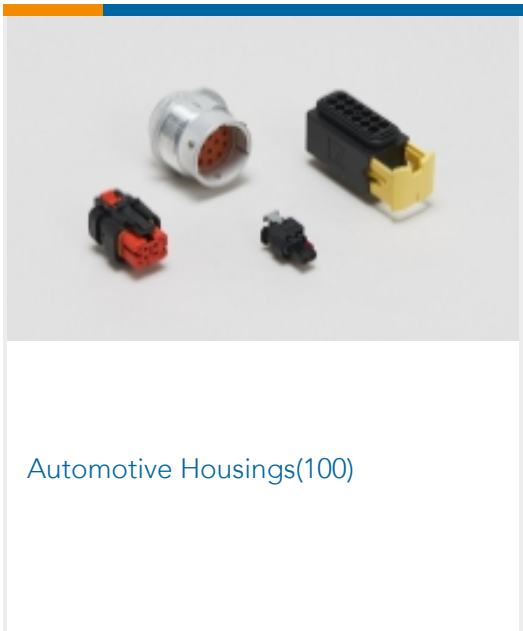
Compatible Parts



Also in the Series | DEUTSCH DT



Also in the Series | DEUTSCH DTM





PCB Headers & Receptacles(36)

Customers Also Bought



TE Part #DT4P-BT-BK
BOOT, 4P, REC, ST, BLK



TE Part #DT6S-BT-BK
BOOT, 6P, PLG, ST, BLK



TE Part #DT3S-BT-BK
BOOT, 3P, PLG, ST, BLK



TE Part #DT2P-BT-BK
BOOT, 2P, REC, ST, BLK



TE Part #DT2S-BT-BK
BOOT, 2P, PLG, ST, BLK



TE Part #DTM4P-BT
BOOT, 4P, REC, ST, GRY



TE Part #DT8S-BT-BK
BOOT, 8P, PLG, ST, BLK



TE Part #DT8P-BT-BK
BOOT, 8P, REC, ST, BLK



TE Part #DT3P-BT-BK
BOOT, 3P, REC, ST, BLK



TE Part #DT6P-BT-BK
BOOT, 6P, REC, ST, BLK

Documents

Product Drawings

[BOOT, 4P, PLG, ST, BLK](#)

English

[BOOT, 4P, PLG, ST, BLK](#)

English

CAD Files

[3D PDF](#)

[3D](#)



Customer View Model

[ENG_CVM_CVM_DT4S-BT-BK_A.2d_dxf.zip](#)

English

Customer View Model

[ENG_CVM_CVM_DT4S-BT-BK_A.3d_igs.zip](#)

English

Customer View Model

[ENG_CVM_CVM_DT4S-BT-BK_A.3d_stp.zip](#)

English

By downloading the CAD file I accept and agree to the [Terms and Conditions](#) of use.

Datasheets & Catalog Pages

[CONNECTOR SELECTOR](#)

English

Product Specifications

[Application Specification](#)

English