

## Bus system connector - SACC-M12FS-4PL SH CCL - 1424700

Please be informed that the data shown in this PDF Document is generated from our Online Catalog. Please find the complete data in the user's documentation. Our General Terms of Use for Downloads are valid (<http://phoenixcontact.com/download>)




Bus system connector, CC link (10 Mbps), 4-position, shielded, Socket straight M12, A-coded, Push-in connection, knurl material: Zinc die-cast, nickel-plated, external cable diameter 4 mm ... 8 mm

### Your advantages

- ✓ Easy and tool-free connection by means of Push-in Technology
- ✓ Conveniently connect stranded conductors, thanks to lever
- ✓ Reliable and quick connection of electric cables
- ✓ Flexible signal and data cabling
- ✓ Easy and tool-free connection by means of Push-in Technology
- ✓ Quick and easy installation, thanks to Push-in connection technology



### Key Commercial Data

Packing unit	1 pc
GTIN	 4 0 5 5 6 2 6 3 7 6 2 7 1
GTIN	4055626376271

### Technical data

#### Dimensions

Diameter housing	19 mm
Length	59 mm
External cable diameter	4 mm ... 8 mm
Stripping length of the sheath	29 mm
Stripping length of the individual wire	7 mm

#### Ambient conditions

Ambient temperature (operation)	-40 °C ... 85 °C (Plug / socket)
Degree of protection	IP65/IP67

#### General

# Bus system connector - SACC-M12FS-4PL SH CCL - 1424700

## Technical data

### General

Note	NOTE: Observe the permissible bending radii when laying conductors, since the degree of protection may be put in jeopardy if the bending forces are too high. Alleviate mechanical loads upstream of the connector, e.g. by using cable ties.
Rated current at 40°C	4 A (2 A when using 0.14 mm <sup>2</sup> conductors)
Rated voltage	48 V AC
	60 V DC
Number of positions	4
Insulation resistance	≥ 100 MΩ
Coding	A - standard
Standards/regulations	M12 connector IEC 61076-2-101
	Shock, vibration EN 50155:2001
Signal type/category	CC link, 10 Mbps
Status display	No
Overvoltage category	II
Degree of pollution	3
Connection method	Push-in connection
Conductor cross section	0.14 mm <sup>2</sup> ... 0.75 mm <sup>2</sup> (without ferrule)
	0.08 mm <sup>2</sup> ... 0.5 mm <sup>2</sup> (with ferrule)
	0.14 mm <sup>2</sup> ... 0.75 mm <sup>2</sup> (solid)
Conductor cross section AWG	26 ... 18 (without ferrule)
	28 ... 20 (with ferrule)
Insertion/withdrawal cycles	≥ 100
Torque	0.4 Nm (M12 knurl)
	0.8 Nm (Connector with coupling sleeve)
	3 Nm (Pressure nut with coupling sleeve)
Assembly instructions	The wires can be connected both with ferrules and without ferrules

### Material

Flammability rating according to UL 94	V0
Contact material	CuSn
Contact surface material	Ni/Au
Contact carrier material	PA 6.6
Material of grip body	Zinc die-cast, nickel-plated
Material, knurls	Zinc die-cast, nickel-plated
Sealing material	NBR
Additional material specifications	TPE-U (Clamping cage, weight: 1.1 g)
	PA 6 (Actuation lever)
Standards/regulations	PA 6.6: Fire protection in rail vehicles - requirement sets R22, R23, R24, R25, and R26 acc. to DIN EN 45545-2 (Risk level HL1 - HL3)
	PA 6: Fire protection in rail vehicles - requirement sets R22, R23, and R24 acc. to DIN EN 45545-2 (Risk level HL1 - HL3)

## Bus system connector - SACC-M12FS-4PL SH CCL - 1424700

### Technical data

#### Standards and Regulations

Standard designation	M12 connector
Standards/regulations	IEC 61076-2-101
Standard designation	Shock, vibration
Standards/regulations	EN 50155:2001
Flammability rating according to UL 94	V0

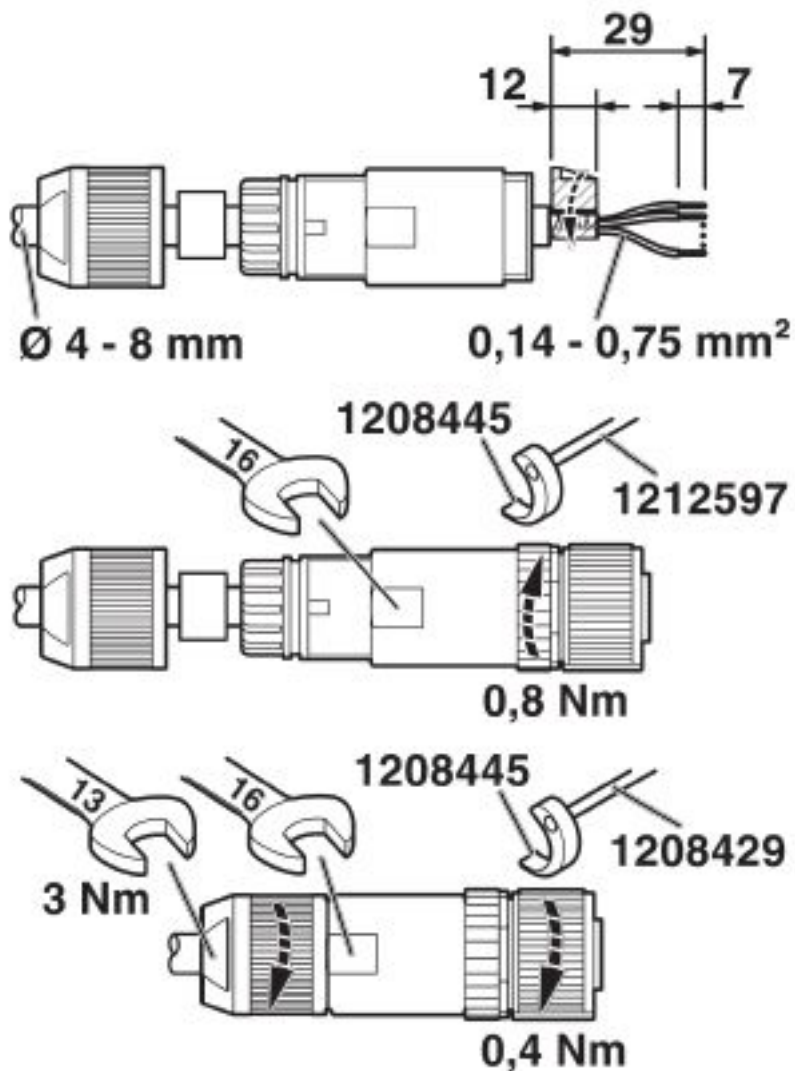
#### Environmental Product Compliance

China RoHS	Environmentally friendly use period: unlimited = EFUP-e
	No hazardous substances above threshold values

### Drawings

## Bus system connector - SACC-M12FS-4PL SH CCL - 1424700

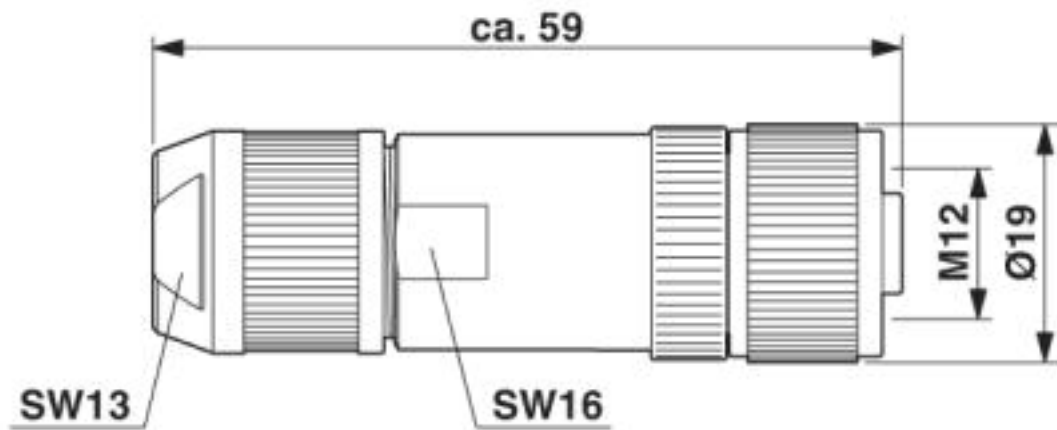
Functional drawing



Slide the pressure nut and sleeve housing along the cable, strip the cable, shorten the shield, strip the single wires, connect the wires, in the case of a straight sleeve housing gently twist the wires together, stick the shielding foil around the shortened shield, in the case of a cable outside diameter  $< 6 \text{ mm}$  stick an additional shielding foil around the wire pack, screw the sleeve housing to the plug insert, screw the pressure nut tight.

## Bus system connector - SACC-M12FS-4PL SH CCL - 1424700

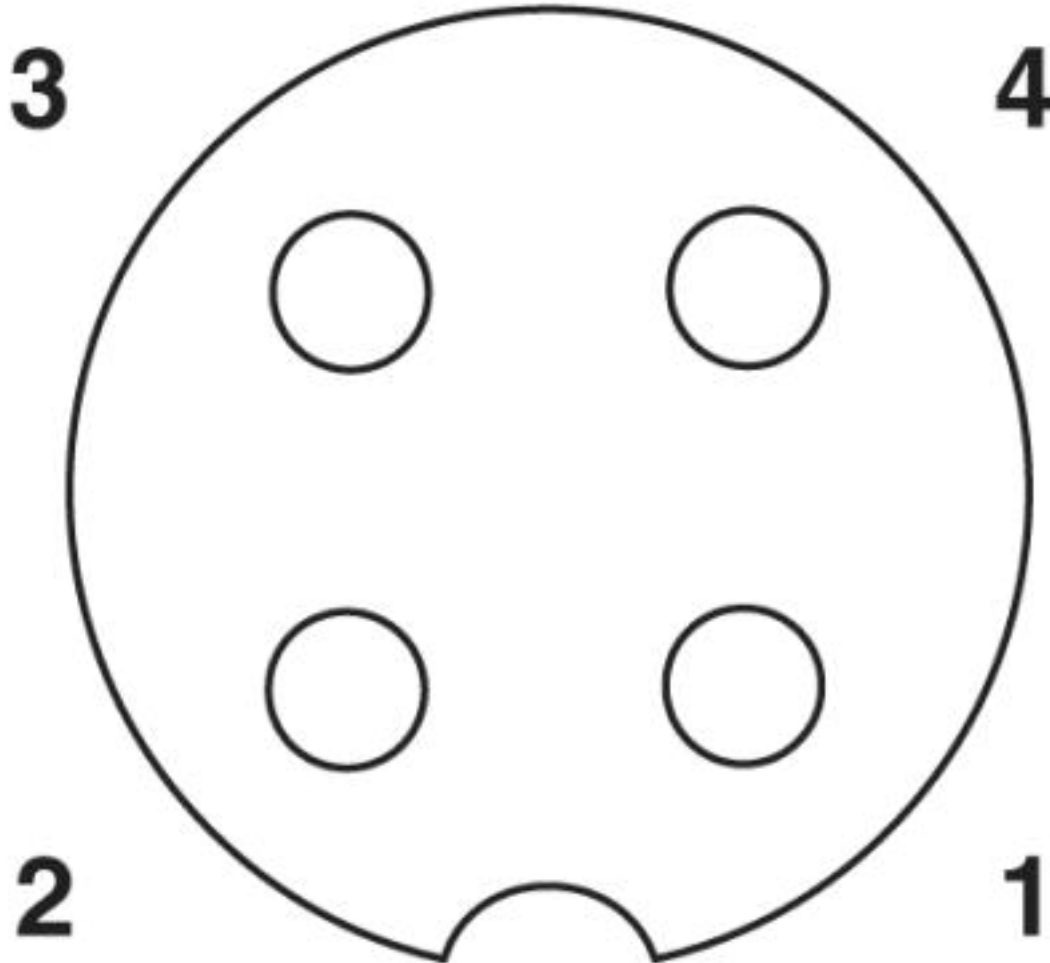
Dimensional drawing



Socket M12-SPEEDCON, straight, shielded

# Bus system connector - SACC-M12FS-4PL SH CCL - 1424700

Schematic diagram



Pin assignment M12 socket, 4-pos., A-coded, view female side

## Approvals

Approvals

---

Approvals

EAC / UL Listed / cUL Listed / cULus Listed

---

Ex Approvals


---


Approval details


# Bus system connector - SACC-M12FS-4PL SH CCL - 1424700

## Approvals

EAC			RU C- DE.AI30.B.01102
-----	-----------------------------------------------------------------------------------	--	--------------------------

UL Listed		<a href="http://database.ul.com/cgi-bin/XYV/template/LISEXT/1FRAME/index.htm">http://database.ul.com/cgi-bin/XYV/template/LISEXT/1FRAME/index.htm</a>	E221474
Nominal voltage UN	60 V		
Nominal current IN	4 A		
mm <sup>2</sup> /AWG/kcmil	26-18		

cUL Listed		<a href="http://database.ul.com/cgi-bin/XYV/template/LISEXT/1FRAME/index.htm">http://database.ul.com/cgi-bin/XYV/template/LISEXT/1FRAME/index.htm</a>	E221474
Nominal voltage UN	60 V		
Nominal current IN	4 A		
mm <sup>2</sup> /AWG/kcmil	26-18		

cULus Listed			
--------------	-------------------------------------------------------------------------------------	--	--

Phoenix Contact 2019 © - all rights reserved  
<http://www.phoenixcontact.com>

PHOENIX CONTACT GmbH & Co. KG  
 Flachsmarktstr. 8  
 32825 Blomberg  
 Germany  
 Tel. +49 5235 300  
 Fax +49 5235 3 41200  
<http://www.phoenixcontact.com>