



PSQ24495

4-Port Directional Slant 45° MIMO Antenna 2400-2490 MHz / 4900-6000 MHz

The Laird Connectivity PSQ24495 antenna is a four-port directional antenna for use in 802.11n MIMO applications. The antenna is an excellent choice for high density Wi-Fi applications where adjacent antenna interference is of concern. Equipped with two sets of slant +/-45-degree ports, the antenna takes advantage of both polarization and spatial separation to mitigate multipath issues.

Enclosed in a compact/low profile ASA, UV stable radome and equipped with an articulating arm that can be affixed to a mast or anchored directly to a vertical surface, the antenna can be oriented to take full advantage of the antenna's directionality. Uniform and symmetrical radiation patterns provide a high- level signal density into defined coverage zones. This antenna greatly enhances the performance of 802.11n systems where physical obstructions are anticipated. The dual band frequency coverage means that a single type of antenna can be deployed with any MIMO radio in the 2400-2490 MHz and 4900- 6000 MHz bands.

FEATURES AND BENEFITS

- 802.11n MIMO operation
- Low profile, wide band performance
- Two sets of slant $\pm 45^\circ$ polarized radiating elements in a single solution
- Ideal for indoor and outdoor use
- Spatial separation mitigates multipath issues

APPLICATIONS

- High density Wi-Fi
- Stadiums, arenas, convention centers
- Transport terminals
- Campuses
- Outdoor networks

ELECTRICAL SPECIFICATION

ELECTRICAL SPECIFICATION		PSQ24495	
Model Name	PSQ24495		
Number of Ports	4		
Operating Frequency (MHz)	2400-2490	4900-6000	
VSWR - Avg	<1.6:1	<1.9:1	
VSWR - Max	<2.0:1	<2.0:1	
Peak Gain - Avg. (dBi)	5.5	6.0	
Peak Gain - Max. (dBi)	6.6	7.7	
Max. Gain $\pm 30^\circ$ above Horizon (dBi)	N/A	5.8	

ELECTRICAL SPECIFICATION

Port-to-Port Isolation - Typ. (dB)	>16	>21
Port-to-Port Isolation - Max. (dB)	>15	>20
Nominal Impedance (Ohms)	50	
Max Power - Ambient 25°C (W)	10	
Polarization	Slant $\pm 45^\circ$	
Vertical Plane 3 dB Beamwidth	85°	90°
Azimuth Plane 3 dB Beamwidth	110°	85°
Front-to-Back Ratio (dB)	>13	>20

MECHANICAL SPECIFICATION

Dimensions - mm (inches)	202 x 200 x 40 (7.96 x 7.87 x 1.6)
Weight (without mount) - kg (lbs.)	0.698 (1.54)
Mounting	Articulating mast/wall mount
Cable Type	Low temperature plenum rated
Radome/Baseplate Material	ASA LURAN S778T


ENVIRONMENT SPECIFICATION

Operating Environment (Indoor or Outdoor)	Indoor or outdoor
Operating Temperature - °C (°F)	-30 to +70°C (-22 to +158°F)
Storage Temperature - °C (°F)	-40 to +85°C (-40 to +185°F)
Wind Survival - km/hr (mph)	200 (125)
Wind Gust Survival - km/hr (mph)	266 (165)
Ingress Protection Rating	IP67
Material Substance Compliance	RoHS

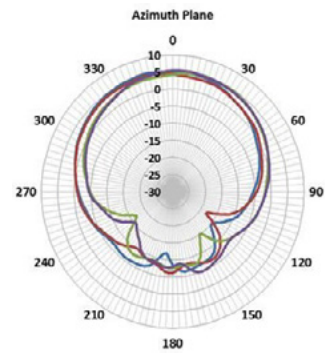
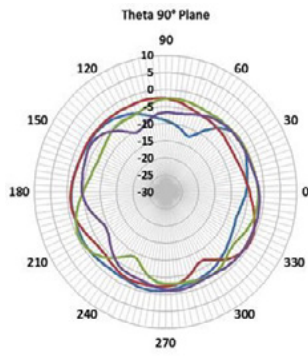
CONFIGURATION

PART NUMBER	CABLE LENGTH	CONNECTOR
PSQ24495-91NF	4x - 91 cm (3.00 ft.)	Type N-Female
PSQ24495-91NM	4x - 91 cm (3.00 ft.)	Type N-Male
PSQ24495-91RSM	4x - 91 cm (3.00 ft.)	Type SMA - Male Reverse Polarity

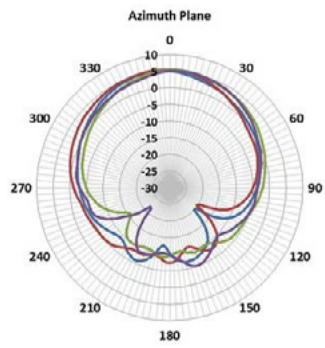
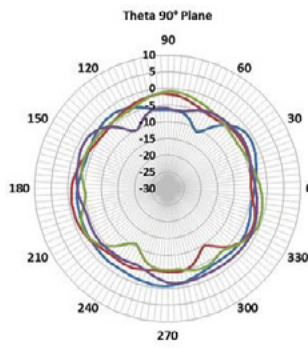
RADIATION PATTERNS



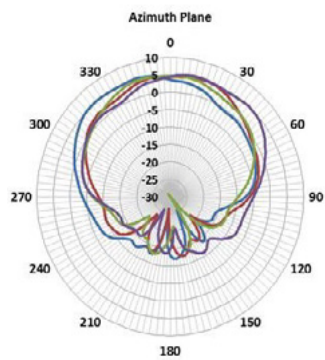
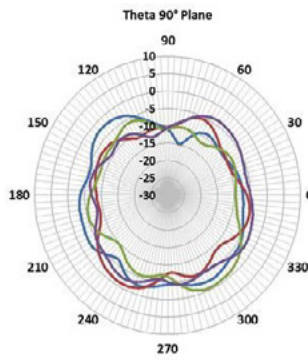
2450 MHz



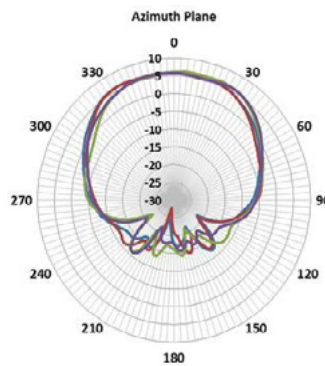
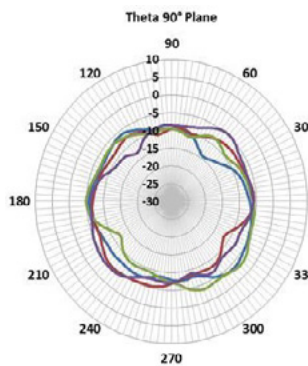
2500 MHz



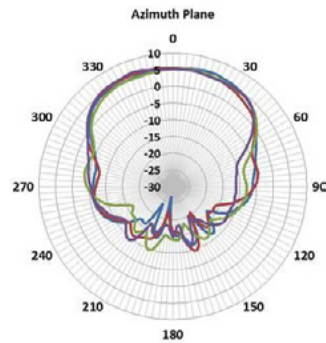
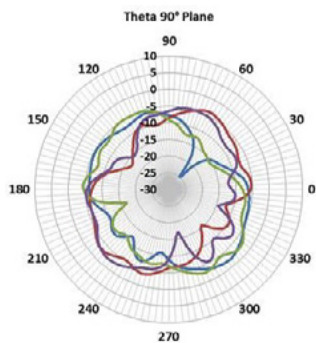
4900 MHz



5400 MHz



6000 MHz



TE TECHNICAL SUPPORT CENTER

USA:	+1 (800) 522-6752
Canada:	+1 (905) 475-6222
Mexico:	+52 (0) 55-1106-0800
Latin/S. America:	+54 (0) 11-4733-2200
Germany:	+49 (0) 6251-133-1999
UK:	+44 (0) 800-267666
France:	+33 (0) 1-3420-8686
Netherlands:	+31 (0) 73-6246-999
China:	+86 (0) 400-820-6015

te.com

TE, and TE connectivity (logo) are trademarks owned or licensed by the TE Connectivity Ltd. family of companies. All other logos, products and/or company names referred to herein might be trademarks of their respective owners.

The information given herein, including drawings, illustrations and schematics which are intended for illustration purposes only, is believed to be reliable. However, TE Connectivity makes no warranties as to its accuracy or completeness and disclaims any liability in connection with its use. TE Connectivity's obligations shall only be as set forth in TE Connectivity's Standard Terms and Conditions of Sale for this product and in no case will TE Connectivity be liable for any incidental, indirect or consequential damages arising out of the sale, resale, use or misuse of the product. Users of TE Connectivity products should make their own evaluation to determine the suitability of each such product for the specific application.

TE Connectivity warrants to the original end user customer of its products that its products are free from defects in material and workmanship. Subject to conditions and limitations TE Connectivity will, at its option, either repair or replace any part of its products that prove defective because of improper workmanship or materials. This limited warranty is in force for the useful lifetime of the original end product into which the TE Connectivity product is installed. Useful lifetime of the original end product may vary but is not warranted to exceed one (1) year from the original date of the end product purchase.

©2022 TE Connectivity. All Rights Reserved.

08/22 Original