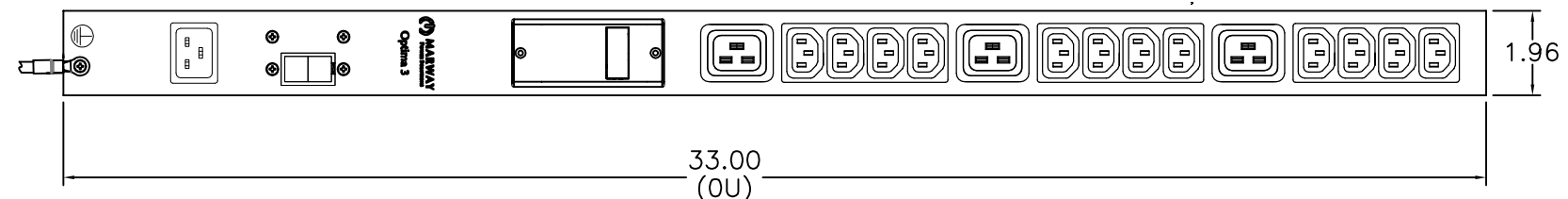
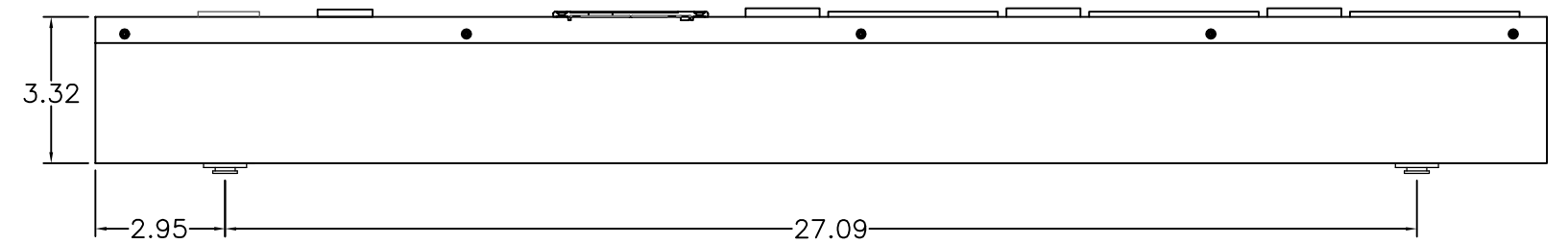



REVISIONS				
ECN#	REV	DESCRIPTION	DATE	BY
	A	INITIAL RELEASE	3/29/22	HC



**FRONT VIEW**



**SIDE VIEW**



**REAR VIEW**

Configuration	Features	VMtr, AMtr, Srg
	Layout	Zero U
Input 1	Voltage	100-240 Vac, Single Phase, 50/60 Hz
	Max Current	20 Amps
	Max Load	3.84 KVA
	Connection	C20
	Voltage Monitor	Digital
	Current Monitor	Digital
Outlets	All Panels [1][2]	(12) C13, 100-240V (3) C19, 100-240V
Protection	Spike/Surge Suppression [1]	Yes
	EMI Filter [1]	None
	Over Current [1]	(1) 20A Main Breaker
Env Sensors	Temperature	None
	Humidity	None
	Interlocks	None
	EPO	None
Communications	Display	Multi-function Controller
	Serial	None
	Ethernet	None
	Protocols	None

Physical	Dimensions	33" H x 2" W x 3" D
	Materials	Chassis: Steel
	Finishes	Chassis: Painted Black, FrontPanel: Painted Black
Operating	Temperature	32°F to 122°F
	Humidity	5 %RH to 85 %RH
	Elevation	6,562 feet
Conformance	Warranty	<a href="http://www.marway.com/warranty">http://www.marway.com/warranty</a>
	Safety Certifications	UL, CUL, CE, RoHS
	Environment Certifications	None
Notes:		
[1] Certain details of the circuitry may only be revealed by the schematic (available separately)		
[2] S = switched, V = monitored voltage, A = monitored amps		

UNLESS OTHERWISE SPECIFIED DIMENSIONS ARE IN INCHES (MILLIMETERS) TOLERANCES ARE: ANGLES ± .5° DECIMALS XXX ± .03 .000 ± .010		METAL NO.		SILK NO.		1721 S. GRAND AVE. SANTA ANA, CA 92705 PH: (714) 917-6200 FX: (714) 917-6253	
DO NOT SCALE DRAWING		APPROVALS		DATE		MARWAY POWER SOLUTIONS	
MATERIAL:		DRAWN		3/29/22		SPECIFICATION DRAWING-- MPD 329002-000	
FINISH:		CHECKED		APPROVED		SIZE CAGE CODE DWG NO. REV	
SCALE NONE		P329002-000 REV A		SHEET 1 OF 1		D 60955 329002-000 A	