



# Series 222S Datasheet

## 6.0 x 3.8mm IP57 Rated Tactile Switch

- Surface mount gull wing terminal configurations
- Compatible with IR reflow, and manual soldering
- Variety of operating force & actuator height options
- Compact size to suitable for smaller usage space
- IP57 protection
- Silicone rubber actuator
- Long life
- Excellent tactile feel



### Ordering Information

Series	Terminal Type	Actuating Direction	Actuator Height "L"	Actuation Force	Packaging	Contact and Terminal Plating										
222S	M	V	A	A	R	D										
	<table border="1"> <thead> <tr> <th>Code</th> <th>Spec.</th> </tr> </thead> <tbody> <tr> <td>M</td> <td>Surface mount gull wing</td> </tr> </tbody> </table>	Code	Spec.	M	Surface mount gull wing			<table border="1"> <thead> <tr> <th>Code</th> <th>Spec.</th> </tr> </thead> <tbody> <tr> <td>A</td> <td>200 gf, black</td> </tr> <tr> <td>B</td> <td>300 gf, nature</td> </tr> </tbody> </table>	Code	Spec.	A	200 gf, black	B	300 gf, nature		
Code	Spec.															
M	Surface mount gull wing															
Code	Spec.															
A	200 gf, black															
B	300 gf, nature															
		<table border="1"> <thead> <tr> <th>Code</th> <th>Spec.</th> </tr> </thead> <tbody> <tr> <td>V</td> <td>Vertical</td> </tr> </tbody> </table>	Code	Spec.	V	Vertical			<table border="1"> <thead> <tr> <th>Code</th> <th>Spec.</th> </tr> </thead> <tbody> <tr> <td>R</td> <td>Tape &amp; reel packaging</td> </tr> </tbody> </table>	Code	Spec.	R	Tape & reel packaging			
Code	Spec.															
V	Vertical															
Code	Spec.															
R	Tape & reel packaging															
			<table border="1"> <thead> <tr> <th>Code</th> <th>Spec.</th> </tr> </thead> <tbody> <tr> <td>A</td> <td>2.5mm</td> </tr> </tbody> </table>	Code	Spec.	A	2.5mm		<table border="1"> <thead> <tr> <th>Code</th> <th>Spec.</th> </tr> </thead> <tbody> <tr> <td>Blank</td> <td>Silver</td> </tr> <tr> <td>D</td> <td>Gold</td> </tr> </tbody> </table>	Code	Spec.	Blank	Silver	D	Gold	
Code	Spec.															
A	2.5mm															
Code	Spec.															
Blank	Silver															
D	Gold															

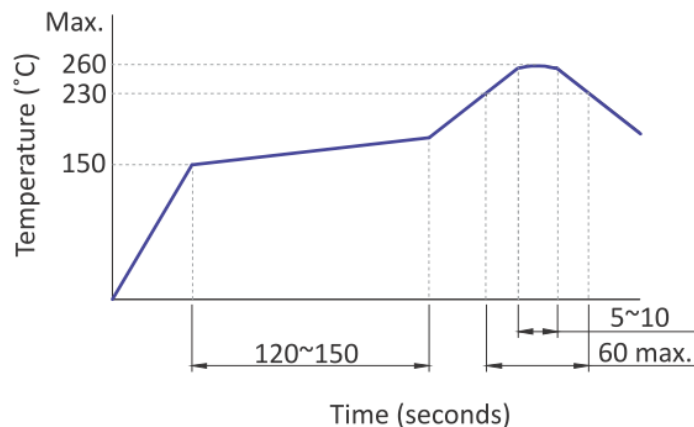
### Electrical Specifications

Parameter	Conditions & Remarks	Min	Max	Unit
Contact Resistance			100	milliohms
Insulation Resistance	Between insulated terminals	1000		megohms
Dielectric Strength	250 VAC between adjacent switches		1	minute
Nonswitching Rating (Silver)			50 or 32	mA or VDC
Nonswitching Rating (Gold)			10 or 32	mA or VDC

### Mechanical and Environmental

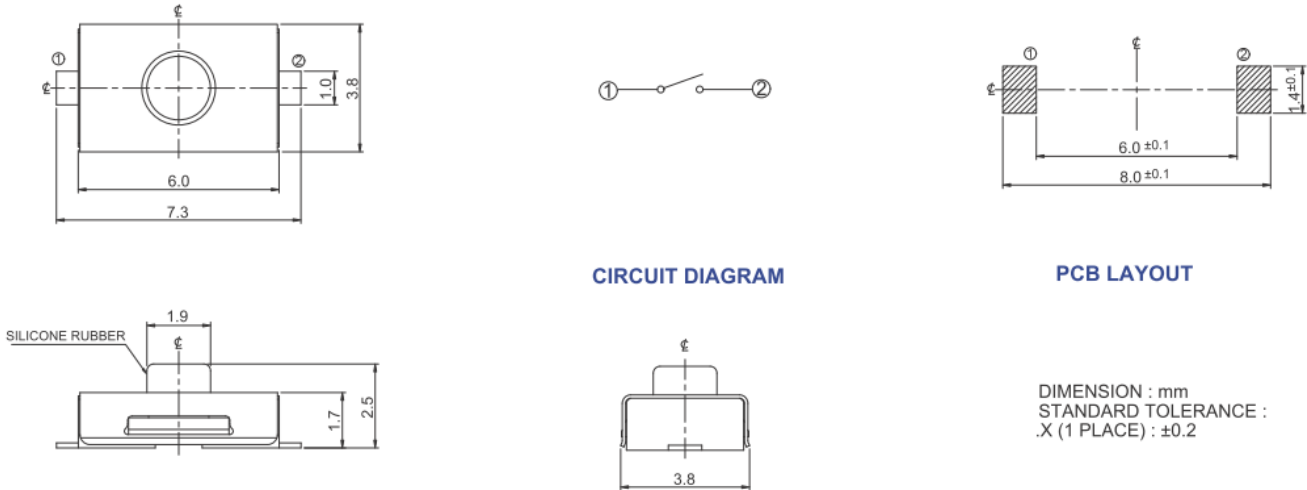
Soldering	Maximum reflow temperature, 260°C for 5 seconds Maximum manual temperature, 350°C for 3 seconds
RoHS	Lead-Free. Fully compliant to RoHS Directive 2011/65/EU
Operating Force	200±50 gf 300±75 gf
Actuation Life	100,000 cycles
Actuator Strength	3 Kgf maximum
Travel	0.30±0.15mm (200 gf) 0.35±0.15mm (300 gf)
Packaging	Standard tape and reel packaging
Operating Temperature Range (Silver)	-40°C to +85°C
Operating Temperature Range (Gold)	-40°C to +125°C
Storage Temperature Range (Silver)	-40°C to +85°C
Storage Temperature Range (Gold)	-55°C to +125°C
Waterproof Grade	IP57

### Soldering Profile



**Mechanical Specifications**

**Figure 1 – 222SMA, Surface Mount Gull Wing, Actuator Height 2.5mm**

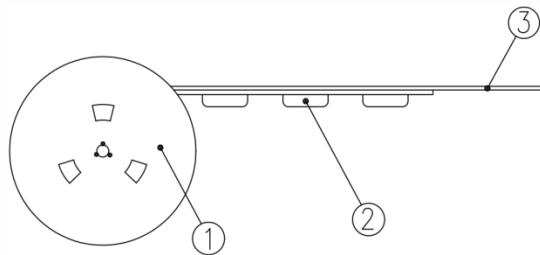


**Packing: Tape and Reel**

Surface Mount Gull Wing, Actuator Height 2.5mm

The packing specifications:

1. Structure and materials:



No	PART NAME	MATERIAL
①	REEL	POLYSTYRENE
②	CARRIER TAPE	POLYSTYRENE
③	COVER TAPE	POLYESTER

2. Packing quantity: 3,000 pcs/reel
3. More than 10 empty pockets should remain at each end of the carrier tape for each reel.
4. Shortage of less than 10 pcs a reel is acceptable but no more than 3 consecutive empty pockets are allowed.
5. Stripping strength of cover tape is between 10 gf to 130 gf and stripping angle should be within 165°~180°.
6. The product in the pocket of carrier tape should be placed in a specified correct position.
7. Tape and reel per EIA-481.
8. Dimensions:

