



FEATURES

- ▶ 0.56", 3½ digit high intensity LED display
- ▶ Available in RED, BLUE or GREEN
- ▶ User-selectable decimal points
- ▶ Polycarbonate case
- ▶ Optional bezel mount

SPECIFICATIONS

DISPLAY

Numeral Size: .56" (14.27 mm)
 Overrange: three lower order digits blank for inputs >1999 & < -1999
 Polarity Indication: automatic (-) for negative
 Supply Voltage: +5 VDC @ 40 mA

INPUTS

Input Ranges: ± 200 mV, ± 2 V, ± 20 V
 Input Impedance: 1000 M Ω (200 mV)
 1 M Ω (other ranges)
 Common Mode Range: ± 1 VDC

PERFORMANCE

Accuracy: $\pm 1\%$ F.S. ± 2 counts
 Sampling Rate: 3 per second

ENVIRONMENT

Operating Temperature: 0 to 50 °C
 Max Humidity: 95% (non-condensing)

CONNECTION

12 pin

ORDERING INFO


PART NUMBER	METER COLOR	METER INPUT
DK630	RED	200mV
DK631	RED	2V
DK632	RED	20V
DK633	GREEN	200mV
DK634	GREEN	2V
DK635	GREEN	20V
DK636	BLUE	200mV
DK637	BLUE	2V
DK638	BLUE	20V
DK640	RED with hold function	200mV
DK641	RED with hold function	2V
DK642	RED with hold function	20V

ACCESSORIES

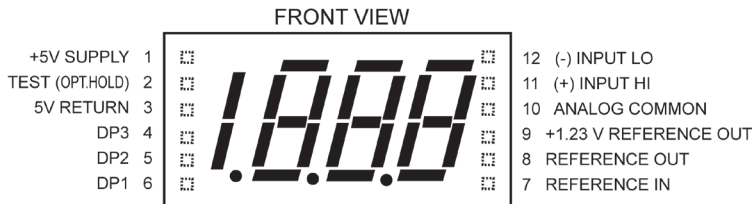
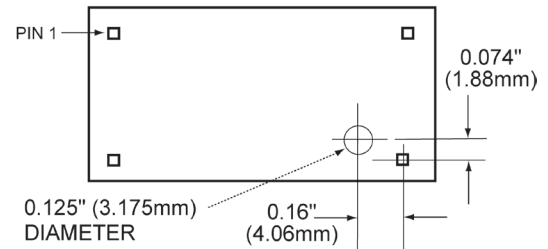
DLA-BEZ	Bezel Assembly
PW2-5	Regulated 120V AC to 5V DC Power Supply
CVC	Calibrator



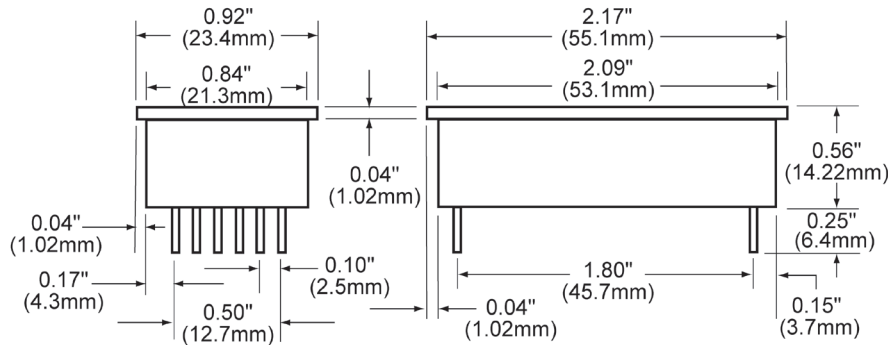
DIMENSIONS



FRONT VIEW
 CALIBRATION POTENTIOMETER HOLE LOCATION



Pin Dimensions: 0.025" (0.626 mm) x 0.025" (0.626 mm)



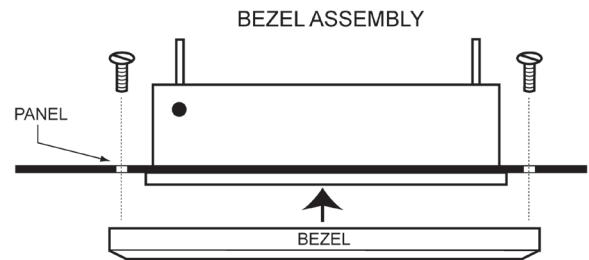
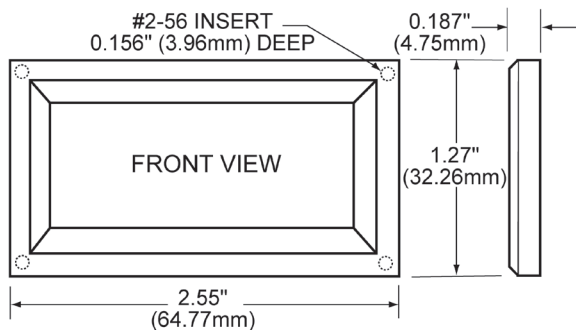
To enable DPs (Pin 4-6) connect to Pin 3 (5V return)

Pin 3 should be tied to Pin 12 for normal operation

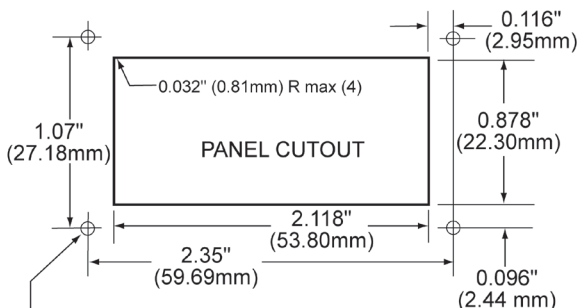
Connect Pins 7 & 8

For hold option, connect Pin 2 to Pin 1 (+5V supply)

BEZEL ASSEMBLY



RECOMMENDED PANEL CUTOUT



0.093 (2.362) DIAMETER (4 REQUIRED)
 ONLY WHEN USING BEZEL ASSEMBLY

RETAINING CLIP INSTALLATION

