

## Surge protection device - PT 2-TELE - 2882828

Please be informed that the data shown in this PDF Document is generated from our Online Catalog. Please find the complete data in the user's documentation. Our General Terms of Use for Downloads are valid (<http://phoenixcontact.com/download>)



Surge protective device, consisting of plug and base element, for protecting a double wire from analog and digital telecommunications interfaces (VDSL up to 50 Mbps, on short paths (< 300 m) up to 100 Mbps).

### Product Description


Surge protection plug for DIN rail mounting, 2-section pluggable, normal mode voltage coarse and fine protection for 2-conductor analog telecommunication interface as well as common mode voltage coarse protection to ground.

### Your advantages

- ✓ For ISDN Uk0 and DSL applications
- ✓ For analog telecommunications
- ✓ Two-piece, plug-in
- ✓ Broadband protection for telecommunications lines
- ✓ Worldwide use
- ✓ High discharge capacity
- ✓ Plugs can be checked with CHECKMASTER



### Key Commercial Data

Packing unit	10 pc
GTIN	 4 046356 115148
GTIN	4046356115148

### Technical data

#### Dimensions

Height	90 mm
Width	17.7 mm
Depth	65.5 mm
Horizontal pitch	1 Div.
Complete module height	90 mm
Complete module width	17.7 mm

# Surge protection device - PT 2-TELE - 2882828

## Technical data

### Dimensions

Complete module depth	65.5 mm
-----------------------	---------

### Ambient conditions

Ambient temperature (operation)	-40 °C ... 85 °C
Ambient temperature (storage/transport)	-40 °C ... 85 °C
Degree of protection	IP20

### General

Housing material	PA 6.6
Flammability rating according to UL 94	V-0
Color	jet black RAL 9005
Mounting type	DIN rail: 35 mm
Type	DIN rail module, two-section, divisible
Number of positions	2
Direction of action	Line-Line & Line-Earth Ground

### Protective circuit

IEC test classification	B2
	C1
	C2
	C3
	D1
VDE requirement class	B2
	C1
	C2
	C3
	D1
Nominal voltage $U_N$	185 V DC
	130 V AC
Maximum continuous voltage $U_C$	185 V DC
	130 V AC
Rated current	450 mA AC (45 °C)
	130 mA DC (45 °C)
Operating effective current $I_C$ at $U_C$	$\leq 10 \mu A$
Residual current $I_{PE}$	$\leq 10 \mu A$
Nominal discharge current $I_n$ (8/20) $\mu s$ (line-line)	10 kA
Nominal discharge current $I_n$ (8/20) $\mu s$ (line-earth)	10 kA
Pulse discharge current $I_{imp}$ (10/350) $\mu s$ (line-line)	1 kA
Pulse discharge current $I_{imp}$ (10/350) $\mu s$ (line-earth)	1 kA
Total discharge current $I_{total}$ (8/20) $\mu s$	18 kA
Max. discharge current $I_{max}$ (8/20) $\mu s$ maximum (line-earth)	18 kA
Nominal pulse current $I_{an}$ (10/700) $\mu s$ (line-line)	100 A

# Surge protection device - PT 2-TELE - 2882828

## Technical data

### Protective circuit

Nominal pulse current $I_{an}$ (10/700) $\mu$ s (line-earth)	100 A
Output voltage limitation at 1 kV/ $\mu$ s (line-line) spike	$\leq 300$ V
Output voltage limitation at 1 kV/ $\mu$ s (line-earth) spike	$\leq 300$ V
Output voltage limitation at 1 kV/ $\mu$ s (line-line) static	$\leq 300$ V
Output voltage limitation at 1 kV/ $\mu$ s (line-earth) static	$\leq 300$ V
Residual voltage at $I_n$ (line-line)	$\leq 160$ V (C2 - 10 kV / 5 kA)
Residual voltage at $I_n$ (line-earth)	$\leq 200$ V (C2 - 10 kV / 5 kA)
Voltage protection level $U_p$ (line-line)	$\leq 250$ V (B2 - 1 kV / 25 A)
	$\leq 300$ V (B2 - 4 kV / 100 A)
	$\leq 270$ V (C1 - 1 kV/500 A)
	$\leq 300$ V (C2 - 2 kV/1 kA)
	$\leq 320$ V (C2 - 4 kV / 2 kA)
	$\leq 330$ V (C2 - 10 kV / 5 kA)
Voltage protection level $U_p$ (line-earth)	$\leq 250$ V (B2 - 1 kV / 25 A)
	$\leq 300$ V (B2 - 4 kV / 100 A)
	$\leq 270$ V (C1 - 1 kV/500 A)
	$\leq 300$ V (C2 - 2 kV/1 kA)
	$\leq 320$ V (C2 - 4 kV / 2 kA)
	$\leq 330$ V (C2 - 10 kV / 5 kA)
Response time $t_A$ (line-line)	$\leq 500$ ns
Response time $t_A$ (line-earth)	$\leq 500$ ns
Input attenuation aE, sym.	typ. 0.4 dB ( $\leq 5$ MHz / 100 $\Omega$ )
Cut-off frequency $f_g$ (3 dB), sym. in 100 Ohm system	typ. 20 MHz
Capacity (line-line)	typ. 30 pF (f=1 MHz / $V_R=0$ V)
Capacity (line-earth)	typ. 30 pF (f=1 MHz / $V_R=0$ V)
Resistance in series	2.2 $\Omega \pm 10$ %
Surge protection fault message	none
Impulse durability (line-line)	B2 - 4 kV / 100 A
	C1 - 1 kV / 500 A
	C2 - 10 kV / 5 kA
	C3 - 25 A
	D1 - 1 kA
Impulse durability (line-earth)	B2 - 4 kV / 100 A
	C1 - 1 kV / 500 A
	C2 - 10 kV / 5 kA
	C3 - 25 A
	D1 - 1 kA

### Connection data

Connection method	Screw connection
Connection method IN	Screw terminal blocks

# Surge protection device - PT 2-TELE - 2882828

## Technical data

### Connection data

Connection method OUT	Screw terminal blocks
Screw thread	M3
Tightening torque	0.5 Nm
Stripping length	8 mm
Conductor cross section flexible	0.2 mm <sup>2</sup> ... 2.5 mm <sup>2</sup>
Conductor cross section solid	0.2 mm <sup>2</sup> ... 4 mm <sup>2</sup>
Conductor cross section AWG	24 ... 12

### Standards and Regulations

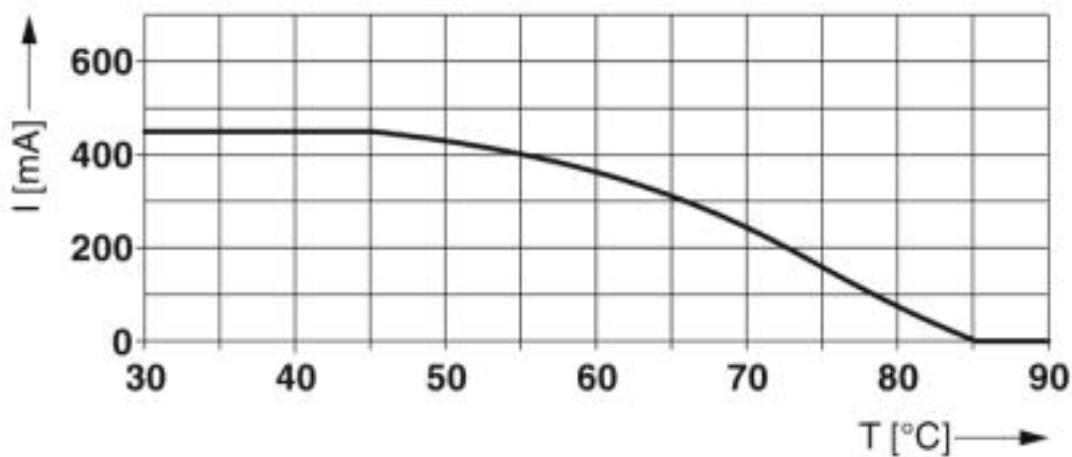
Standards/specifications	IEC 61643-21 2000
	EN 61643-21 2002

### Environmental Product Compliance

	Lead 7439-92-1
China RoHS	Environmentally Friendly Use Period = 50
	For details about hazardous substances go to tab "Downloads", Category "Manufacturer's declaration"

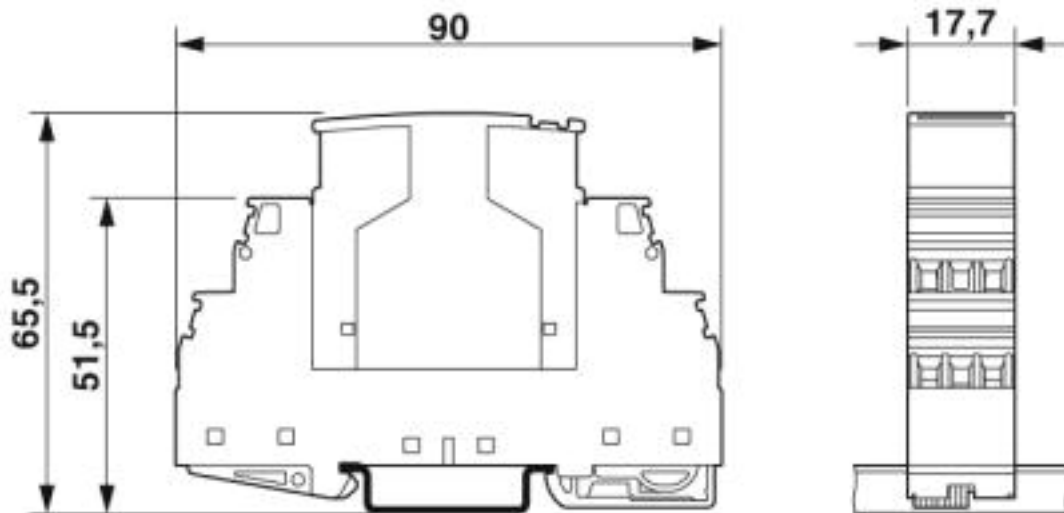
## Drawings

Diagram

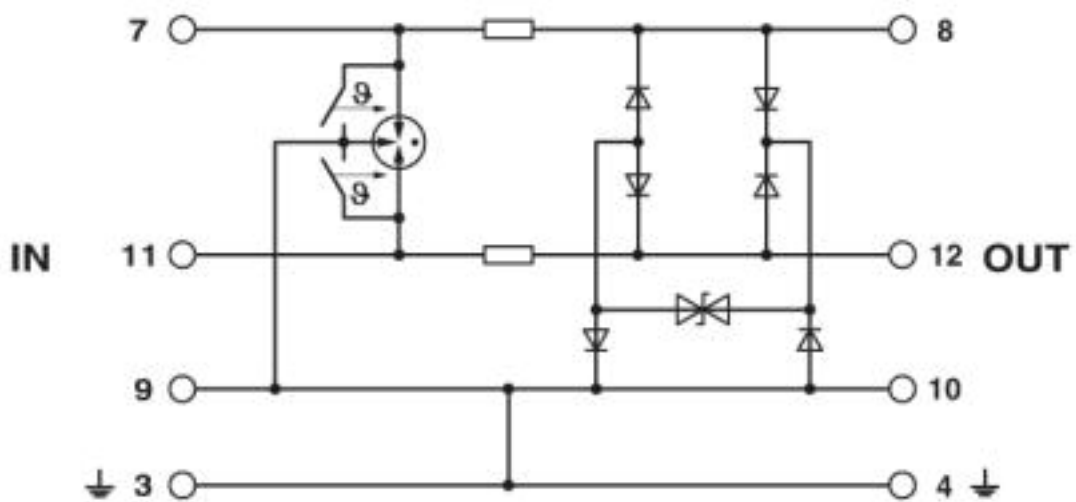


# Surge protection device - PT 2-TELE - 2882828

Dimensional drawing




Circuit diagram



# Surge protection device - PT 2-TELE - 2882828

Application drawing



## Approvals

Approvals

---

Approvals

UL Listed / cUL Listed / EAC / EAC / cULus Listed

---

Ex Approvals

## Approval details

UL Listed




<http://database.ul.com/cgi-bin/XYV/template/LISEXT/1FRAME/index.htm>


FILE E 477688


## Surge protection device - PT 2-TELE - 2882828

### Approvals

cUL Listed		<a href="http://database.ul.com/cgi-bin/XYV/template/LISEXT/1FRAME/index.htm">http://database.ul.com/cgi-bin/XYV/template/LISEXT/1FRAME/index.htm</a>	FILE E 477688
------------	---	---	---------------

EAC		EAC-Zulassung
-----	---	---------------

EAC		RU C- DE.A*30.B01561
-----	---	-------------------------

cULus Listed		
--------------	---	--

Phoenix Contact 2019 © - all rights reserved  
<http://www.phoenixcontact.com>

PHOENIX CONTACT GmbH & Co. KG  
Flachsmarktstr. 8  
32825 Blomberg  
Germany  
Tel. +49 5235 300  
Fax +49 5235 3 41200  
<http://www.phoenixcontact.com>