

PAGE 1/2

ISSUE 22-03-22

SERIE : DPDT

PART NUMBER : R577213005

RF CHARACTERISTICS

Frequency range : **0 - 3 GHz**
 Impedance : **50 Ohms**

| Frequency (GHz) | DC - 1 | 1 - 2 | 2 - 3 |
|--------------------|----------------|----------------|----------------|
| VSWR max | 1.15 | 1.20 | 1.25 |
| Insertion loss max | 0.15 dB | 0.20 dB | 0.25 dB |
| Isolation min | 85 dB | 80 dB | 75 dB |
| Average power (*) | 400 W | 300 W | 240 W |

ELECTRICAL CHARACTERISTICS

Actuator : **FAILSAFE**
 Nominal current ** : **140 mA**
 Actuator voltage (Vcc) : **28V (24 to 30V)**
 Terminals : **9 pins D-SUB male connector**

MECHANICAL CHARACTERISTICS

Connectors : **BNC female per MIL-C 39012**
 Life : **2.5 million cycles**
 Switching Time*** : **< 15 ms**
 Construction : **Splashproof**
 Weight : **< 215 g**

ENVIRONMENTAL CHARACTERISTICS

Operating temperature range : **-40°C to +85°C**
 Storage temperature range : **-55°C to +85°C**

(* Average power at 25°C per RF Path)

(** At 25° C ±10%)

(*** Nominal voltage ; 25° C)



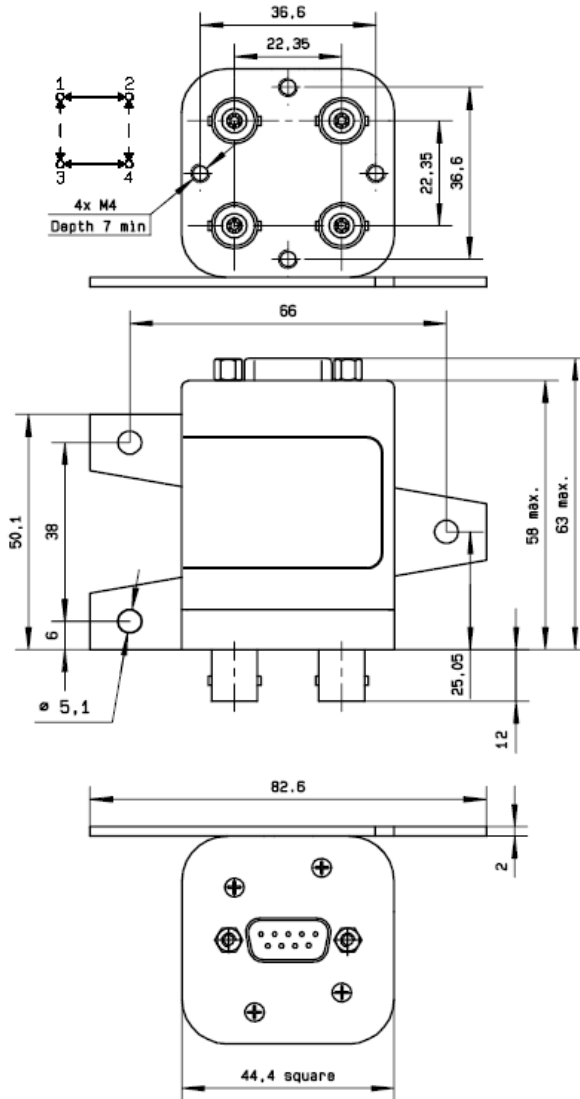
PAGE 2/2

ISSUE 22-03-22

SERIE : DPDT

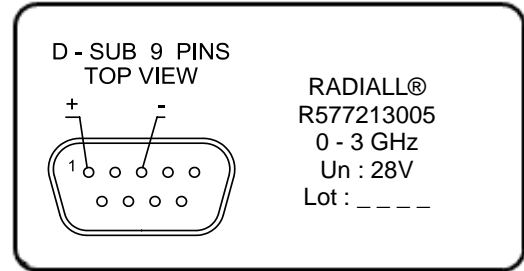
PART NUMBER : R577213005

DRAWING



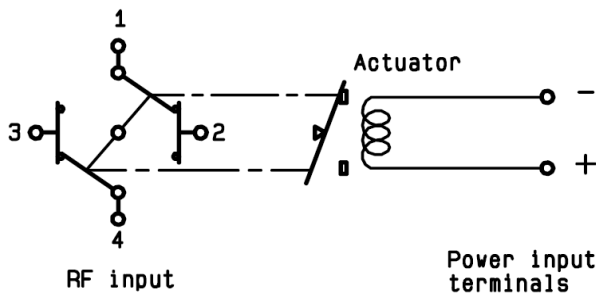
General tolerances : ±0,5 mm [0,02 in]

LABEL



SCHEMATIC DIAGRAM

Position : De energized



| Voltage | RF Continuity |
|--------------|---------------|
| energized | 1 ↔ 3 / 2 ↔ 4 |
| De-energized | 1 ↔ 2 / 3 ↔ 4 |