

6

5

4

3

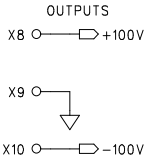
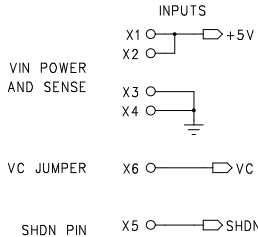
2

1

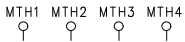
D

D

TEST POINTS



MOUNTING HOLES



TOOLING HOLES



C

C

B

B

A

A

DWG NO.	SIZE	REV	SHT
297A	C	A	2