
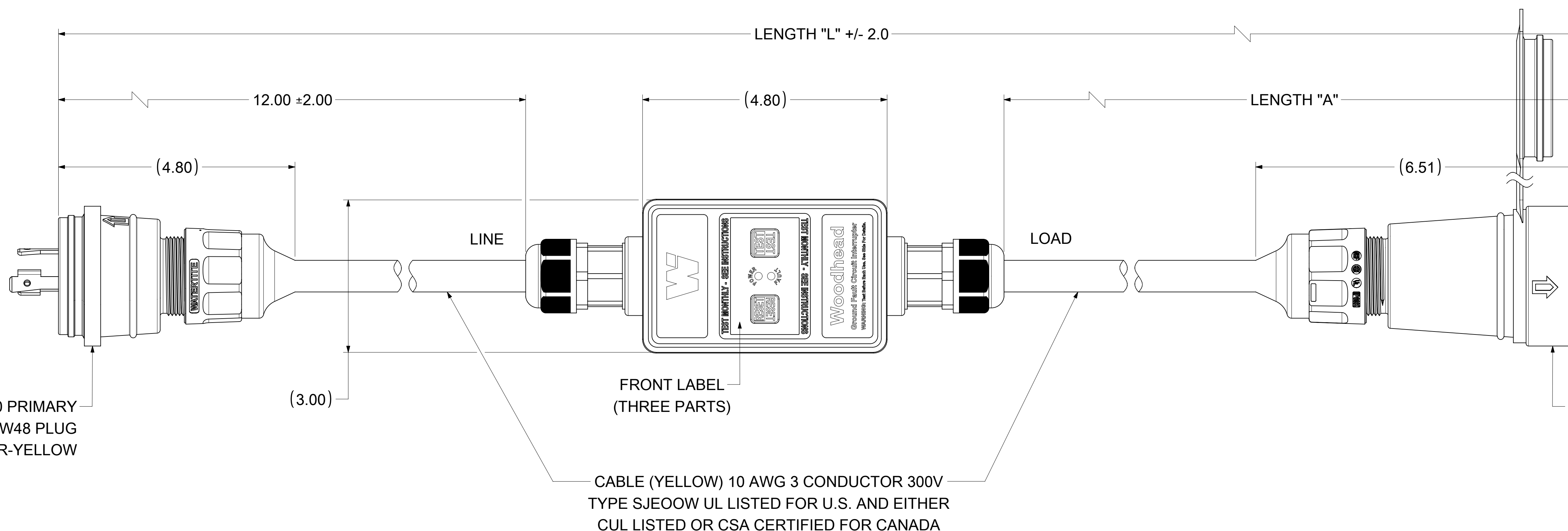
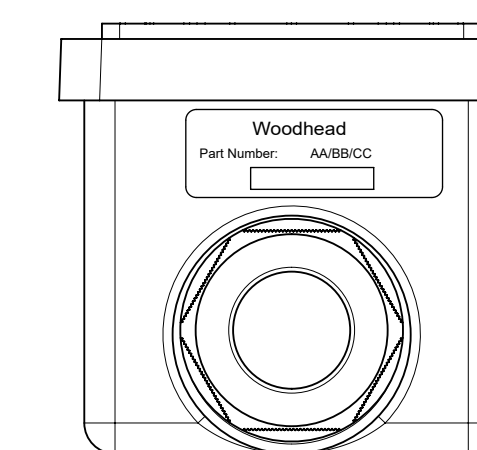
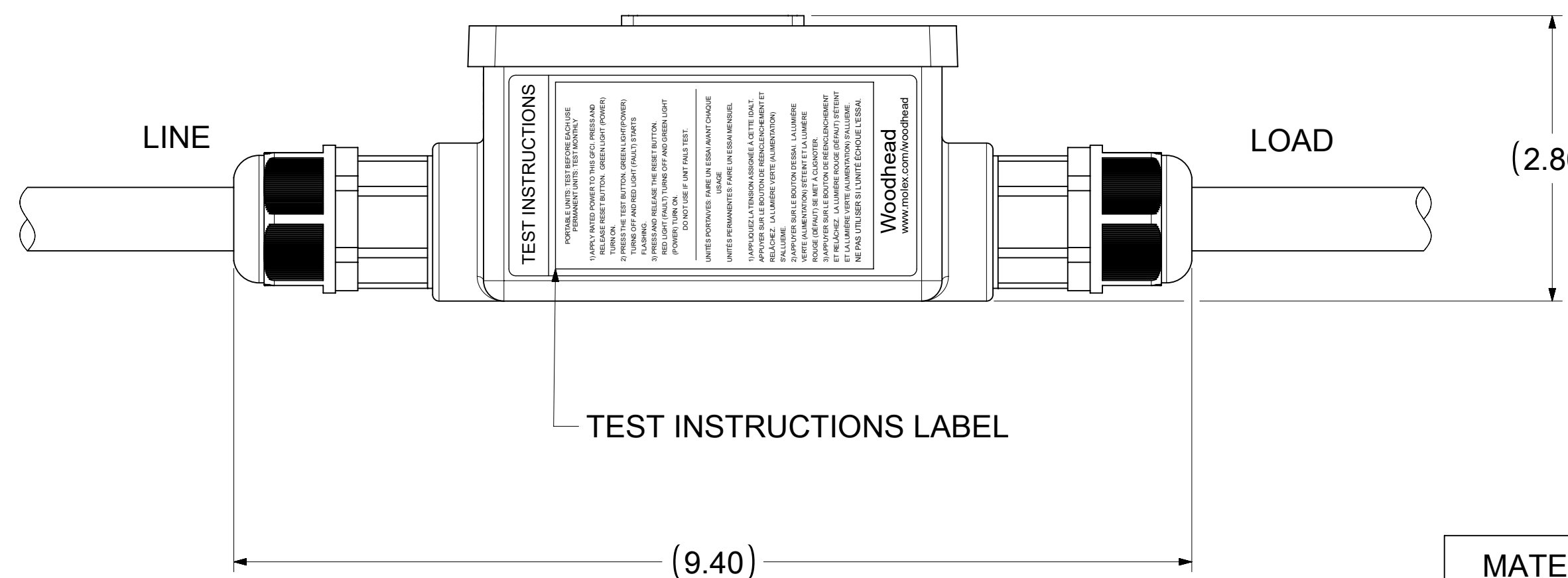
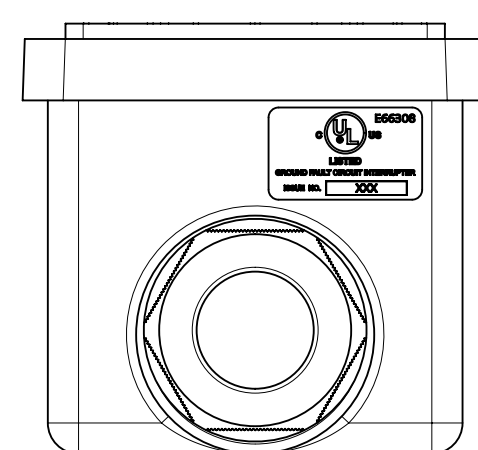


NEMA L6-30 PRIMARY  
WOODHEAD #28W48 PLUG  
COLOR-YELLOW



NEMA L6-30 SECONDARY  
WOODHEAD #29W48 CONNECTOR  
COLOR-YELLOW



FRONT LABEL  
(THREE PARTS)

CABLE (YELLOW) 10 AWG 3 CONDUCTOR 300V  
TYPE SJEOOW UL LISTED FOR U.S. AND EITHER  
CUL LISTED OR CSA CERTIFIED FOR CANADA

TEST INSTRUCTIONS LABEL

**TECHNICAL**

LISTED: UL & CSA  
 RATED SUPPLY VOLTAGE: 240VAC  
 RATED CURRENT: UP TO 30 AMPS  
 RESET TYPE: AUTOMATIC OR MANUAL  
 OPERATING FREQUENCY: 60 Hz  
 TYPE: CLASS A  
 GROUND TRIP CURRENT: 5mA +/- 1mA  
 OVERLOAD CURRENT: 180 AMPS, 0.45PF  
 INSULATION VOLTAGE: 1,500 VRMS - 1 MINUTE  
 ENDURANCE OPERATIONS: 3000 OPERATIONS  
 ENCLOSURE: NEMA 4X/6P

MATERIAL NO.	ENGINEERING NO.	LENGTH "L"	LENGTH "A"	POWER-UP
1301530193	30054-1A	2 FT 9.4 IN.	1 FT	AUTO
1301530199	30054-6A	7 FT 9.4 IN.	6 FT	AUTO
1301530196	30054-25A	26 FT 9.4 IN.	25 FT	AUTO
1301530194	30054-1M	2 FT 9.4 IN.	1 FT	MANUAL
1301530200	30054-6M	7 FT 9.4 IN.	6 FT	MANUAL
1301530197	30054-25M	26 FT 9.4 IN.	25 FT	MANUAL

FUNCTIONAL SYMBOLS FA = 0 FC = 0 FP = 0	THIS DRAWING CONTAINS INFORMATION THAT IS PROPRIETARY TO MOLEX ELECTRONIC TECHNOLOGIES, LLC AND SHOULD NOT BE USED WITHOUT WRITTEN PERMISSION		CURRENT REV DESC: NEW SALES DRAWING CREATED					
	DIMENSION UNITS <b>INCH</b>	SCALE <b>NTS</b>	 30A/240V INLINE GFCI AUTO 2FT WATERTITE NEMA PRODUCT CUSTOMER DRAWING					
GENERAL TOLERANCES (UNLESS SPECIFIED)								
ANGULAR TOL ± °								
4 PLACES ±								
DIVISIONAL SYMBOLS	3 PLACES ±	EC NO: 666699						
	2 PLACES ±	DRWN: PPURSTANDEL 2021/07/06						
	1 PLACE ±	CHK'D: DNGUYEN62 2021/08/16						
	0 PLACES ±	APPR: HKNEELAND 2021/08/17						
DRAFT WHERE APPLICABLE MUST REMAIN WITHIN DIMENSIONS		THIRD ANGLE PROJECTION	DRAWING	SERIES	DOCUMENT NUMBER	DOC TYPE	DOC PART	REVISION
			<b>D-SIZE</b>	<b>130153</b>	<b>1301530193</b>	PSD	000	<b>A</b>
			SEE TABLE	GENERAL MARKET	MATERIAL NUMBER		SHEET NUMBER	
								<b>1 OF 1</b>