PART NO. SEE CHART
DWG. NO. SDA-91246

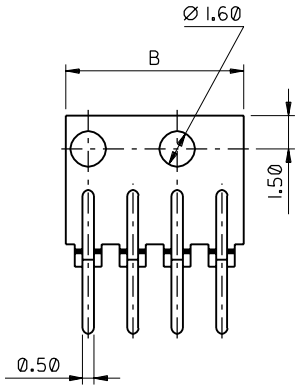

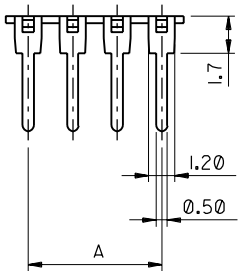

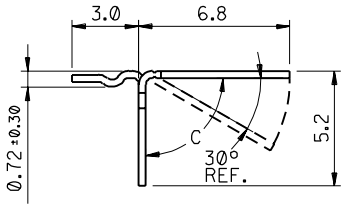

CCT. SIZE	DIM A	DIM B	ANGLE C	PART NO.	ANGLE C	PART NO.
2	2	4	90	91246-1002	60	NOT TOOLED
3	4	6	90	NOT TOOLED	60	↑
4	6	8	90	↑	60	
5	8	10	90		60	
6	10	12	90		60	
7	12	14	90		60	
8	14	16	90		60	↓
9	16	18	90		60	NOT TOOLED
10	18	20	90		60	91246-2010
11	20	22	90		60	NOT TOOLED
12	22	24	90		60	NOT TOOLED
13	24	26	90		60	NOT TOOLED
14	26	28	90		60	91246-2014
15	28	30	90		60	NOT TOOLED
16	30	32	90		60	↑
17	32	34	90		60	
18	34	36	90		60	
19	36	38	90		60	
20	38	40	90		60	
21	40	42	90		60	↓
22	42	44	90		60	NOT TOOLED
23	44	46	90		60	91246-2023
24	46	48	90		60	NOT TOOLED
25	48	50	90		60	91246-2025
26	50	52	90		60	91246-2026
27	52	54	90		60	NOT TOOLED
28	54	56	90		60	↑
29	56	58	90	↓	60	↓
30	58	60	90	NOT TOOLED	60	NOT TOOLED

NOTES:

1. MATERIAL: 0.32 REF. THK. PHOSPHOR BRONZE.
   PLATING: ALL OVER TIN.
2. PARTS TO BE FIXED TO POLYSTYRENE SHEETS AND PACKAGED IN BOXES.

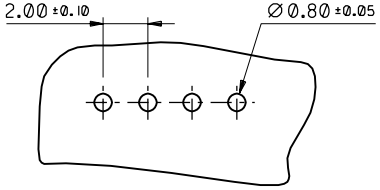

RECOMMENDED P.C.B. HOLE DIMENSIONS
(RECOMMENDED P.C.B. THICKNESS 1.0mm)

LTR	REVISIONS
A	ORIGINAL RELEASE ECN E70348 96/11/29 F.P.H.

DIMENSIONS SHOWN (METRIC) INCH
UNLESS OTHERWISE SPECIFIED TOLERANCES: ANGULAR ± ½°

	INCH	(METRIC)
3 PLACE	± .	
2 PLACE	± .	± 0.20
1 PLACE		± 0.40

DRAFT WHERE APPLICABLE MUST REMAIN WITHIN DIMENSIONS

DESIGN DIMENSION (PRIMARY) ☒ (MM) ☐ IN.
EQUIVALENT DIMENSION (SECONDARY) ☐ (MM) ☐ IN.

DRWG BY: FPH
CHK'D BY:
APP'D BY:
SCALE: 5:1

REVISE ONLY ON CAD SYSTEM | SH. | REV.

CADCAM FILENAME: 91246X1 DGN

THIS DRAWING CONTAINS INFORMATION THAT IS PROPRIETARY TO MOLEX INC. & SHOULD NOT BE USED WITHOUT WRITTEN PERMISSION

TITLE: 2.0mm BOARD TO BOARD SOLDER TERMINAL

MOLEX EUROPE

SHEET NO. 1OF1 | DATE 96/11/29

PART NO. SEE CHART | DWG NO. SDA-91246 | SIZE B

7132-1283