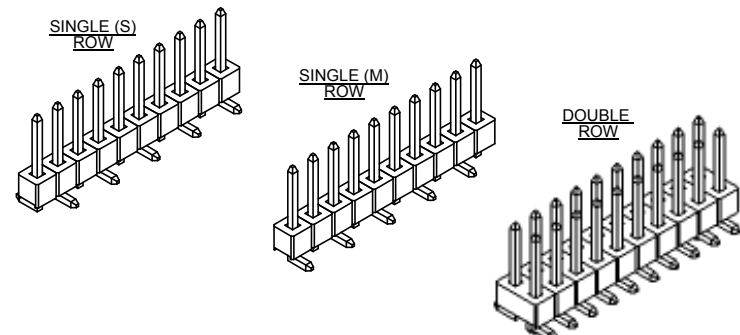
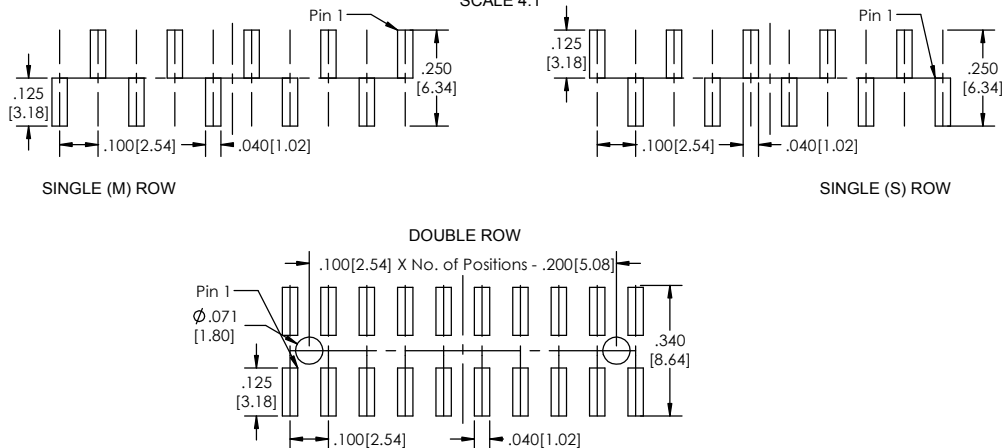


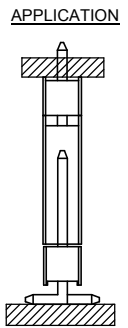
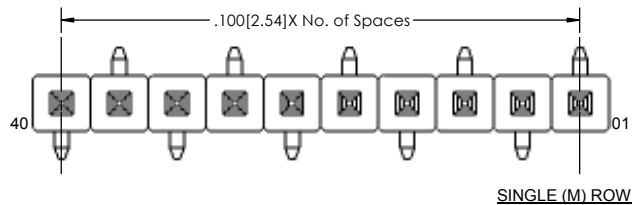
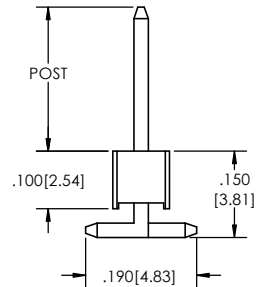
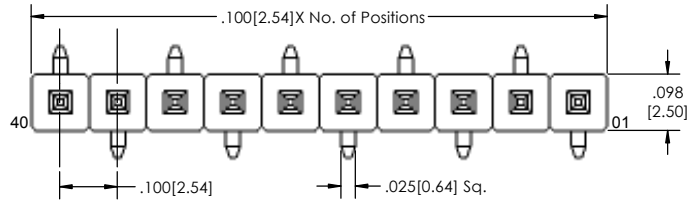
Recommended P.C. Board Layout
SCALE 4:1



TSHSM-1 **XX** - **X** - **XX** - **XX** - **V** - **XXX** - **X** - **XX** - **X** - **XX** - **LF**
(A) (B) (C) (D) (E) (F) (G) (H) (I) (J) (K)

- A. Pins Per Row - 1 through 40
- B. Row Specification - S= Single Row, D= Double Row
- C. Pin Options - See Pin Options below
- D. Plating Options - See Plating Options below
- E. V= Vertical
- F. Polarized Position - Leave blank if not needed, If required, specify empty pin position - e.g. 012 for Pin 12
- G. Footprint - S= pin 1 left, M= pin 1 right
- H. Packing Information - TR= Tape and Reel, TB= Tube
- I. Pad - P= Plastic, O= No Pad, If left blank, packaging at MLE's discretion, Pad may be metal, mylar or plastic
- J. Alignment Pin (Optional) - AP= Alignment Pin which is optional on the Double Row
- K. Lead Free

Mates with:
BCSS, BSSH, BSSHC, BSSQ, BSSQC, BSSQM, LBCSS, LSMBC, LSWSS, SMBC, SSHQ, SSHQR, SSHR, SSHS, SSHSM.



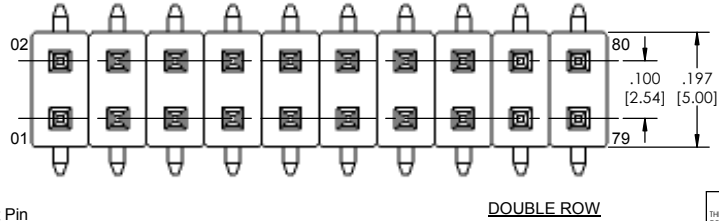
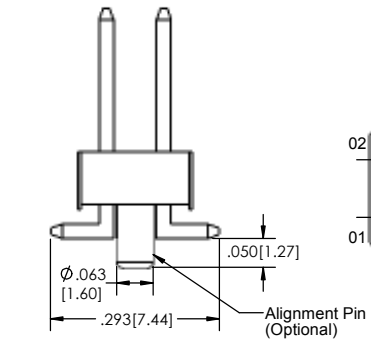
Plating options	
G	-10µ Gold on Contact Area/ Flash on Tail
T	-Matte Tin all Over
GT	-10µ Gold on Contact Area/ Matte Tin on Tail
H	-30µ Gold on Contact Area/ Matte Tin on Tail
F	-Gold Flash over Entire Pin
FT	- Gold Flash on Contact Area/ Matte Tin on Tail

Pin Options	
Post Height	
.120	3.05mm 02
.135	3.43mm 03
.230	5.84mm 06
.245	6.22mm 08
.256	6.50mm 10
.280	7.11mm 11
.318	8.08mm 14
.420	10.67mm 16
.520	13.21mm 20
.620	15.75mm 22
.720	18.29mm 24
.820	20.83mm 26
.920	23.37mm 28
1.020	25.91mm 30
1.120	28.45mm 32
1.220	30.99mm 34
1.320	33.53mm 36

Specifications:
Current Rating: 3.0 Ampere
Insulation Resistance: 1000M Ohms Min.
Dielectric Withstanding: 600V AC
Contact Resistance: 20M Ohms Max.
Operation Temperature: -40°C to +105°C
Max. Process Temperature
Peak: 260°C up to 20 secs.
Process: 230°C up to 60 secs.
Wave: 260°C up to 6 secs.
Reflow: 260°C up to 10 secs.
Manual Solder: 350°C up to 5 secs.

Materials:
Contact Material: Phosphor Bronze
Insulator Material: Nylon 6T
Plating: Au or Sn over 50µ" (1.27) Ni

Tails may be clipped to achieve specific dimensions.
Products cut to specific sizes are uncancelable/ nonreturnable.
Parts are subject to change without notice.



PROPRIETARY AND CONFIDENTIAL
THE INFORMATION CONTAINED IN THIS DRAWING IS THE SOLE PROPERTY OF Major League Electronics. ANY REPRODUCTION IN PART OR AS A WHOLE WITHOUT THE WRITTEN PERMISSION OF Major League Electronics IS PROHIBITED.

UNLESS OTHERWISE SPECIFIED:		NAME	DATE
DRAWN		EOW	12/17/13
CHECKED		GWG	12/17/13
ENG APPR.			
MFG APPR.			
ADDRESS:		2533 Centennial Blvd. Jeffersville, In 47130 Phone: 812-670-4174 Fax: 812-670-4175 E-Mail: mle@mlelectronics.com	
DIMENSIONS ARE IN INCHES		TOLERANCES:	
ONE DECIMALS ±.100		TWO DECIMAL ±.005	
THREE DECIMAL ±.002		FOUR DECIMAL ±.002	
NEXT ASSY	USED ON	FINISH	
APPLICATION	DO NOT SCALE DRAWING		

		TITLE: TSHSM-1-V SERIES	
		SIZE DWG. NO. C	REV B
SCALE 6:1		SHEET 1 OF 1	