

# Printed-circuit board connector - CC 2,5/14-GF-5,08-LR P26THR - 1827537

Please be informed that the data shown in this PDF Document is generated from our Online Catalog. Please find the complete data in the user's documentation. Our General Terms of Use for Downloads are valid (<http://phoenixcontact.com/download>)

PCB headers, nominal current: 12 A, number of positions: 14, pitch: 5.08 mm, color: black, contact surface: Tin, mounting: THR soldering



The figure shows a 16-position version

## Your advantages

- ✓ Designed for integration into the SMT soldering process
- ✓ Maximum flexibility when it comes to device design – one header for connectors with different connection technologies
- ✓ Screwable flange for superior mechanical stability
- ✓ Automatic locking and intuitive release through Lock and Release operating lever in contrasting color



## Key Commercial Data

Packing unit	52 pc
Minimum order quantity	52 pc
GTIN	
GTIN	4046356953160

## Technical data

### Dimensions

Length [ l ]	12 mm
Width	81.23 mm
Pitch	5.08 mm
Dimension a	66.04 mm
Width [ w ]	81.23 mm
Height [ h ]	11.17 mm
Height	8.57 mm
Length of the solder pin	2.6 mm
Pin dimensions	1 x 1 mm

# Printed-circuit board connector - CC 2,5/14-GF-5,08-LR P26THR - 1827537

## Technical data

### Dimensions

Length	12 mm
--------	-------

### General

Range of articles	CC 2,5/..-GF-LR
Insulating material group	IIIa
Rated surge voltage (III/3)	4 kV
Rated surge voltage (III/2)	4 kV
Rated surge voltage (II/2)	4 kV
Rated voltage (III/3)	250 V
Rated voltage (III/2)	320 V
Rated voltage (II/2)	400 V
Connection in acc. with standard	EN-VDE
Nominal current I <sub>N</sub>	12 A
Insulating material	LCP
Flammability rating according to UL 94	V0
Color	black
Number of positions	14

### Standards and Regulations

Connection in acc. with standard	EN-VDE
Flammability rating according to UL 94	V0

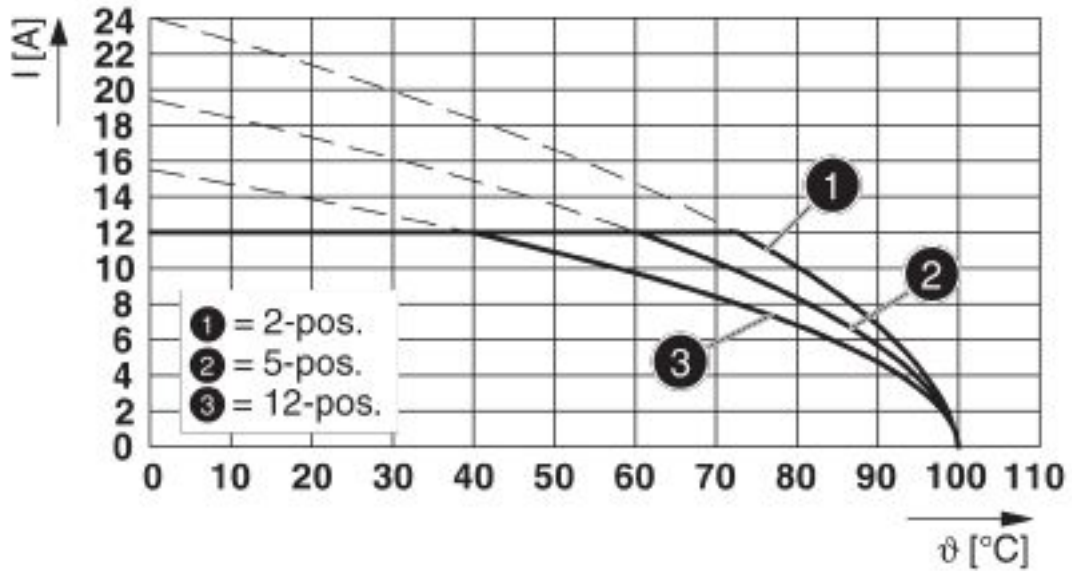
### Environmental Product Compliance

	Lead 7439-92-1
China RoHS	Environmentally Friendly Use Period = 50
	For details about hazardous substances go to tab "Downloads", Category "Manufacturer's declaration"

## Drawings

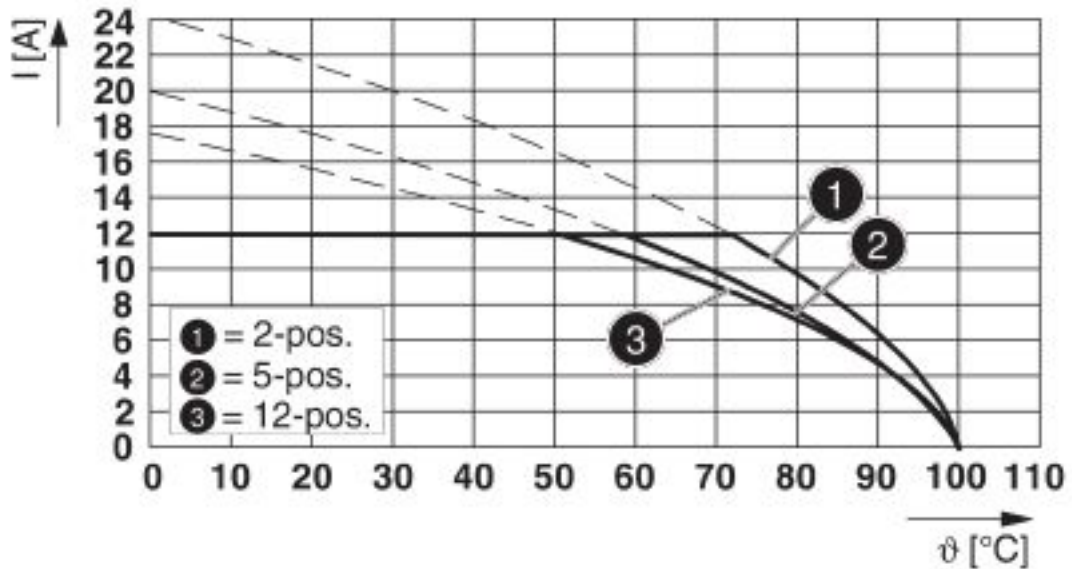
# Printed-circuit board connector - CC 2,5/14-GF-5,08-LR P26THR - 1827537

Diagram



Type: MVSTB(R/W) 2,5/...-STF-5,08 with CC 2,5/...-GF-5,08-LR P...THR

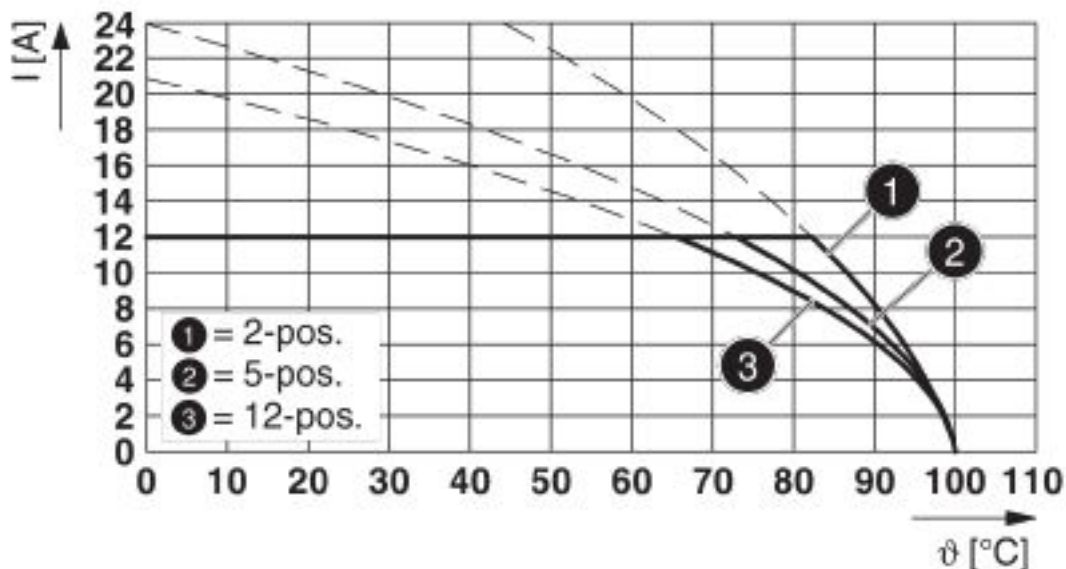
Diagram



Type: SMSTB 2,5/...-STF-5,08 with CC 2,5/...-GF-5,08-LR P...THR

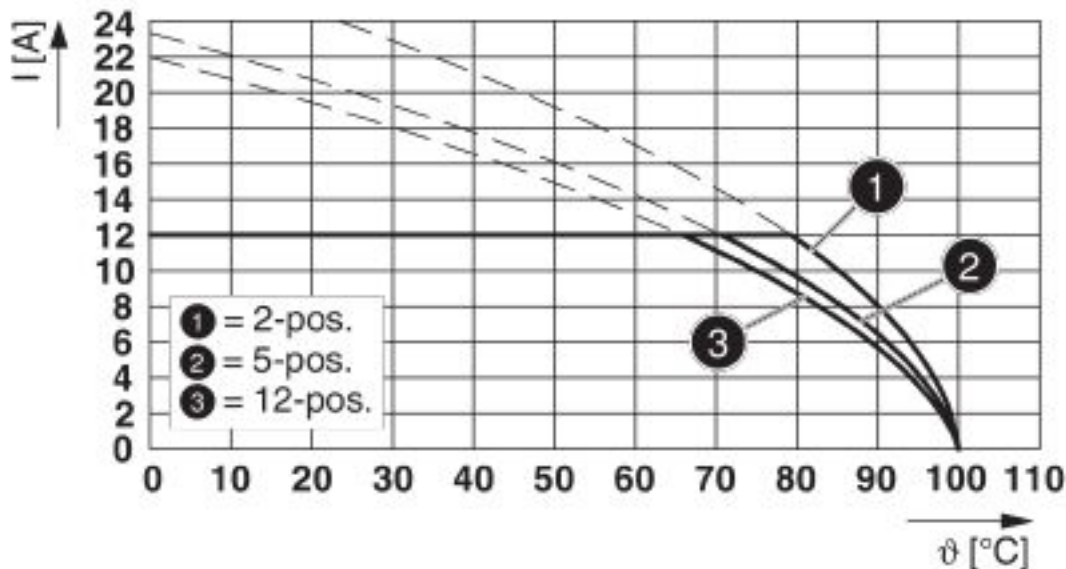
# Printed-circuit board connector - CC 2,5/14-GF-5,08-LR P26THR - 1827537

Diagram



Type: MSTBT 2,5/...-STF-5,08 with CC 2,5/...-GF-5,08-LR P...THR

Diagram



Type: FRONT-MSTB 2,5/...-STF-5,08 with CC 2,5/...-GF-5,08-LR P...THR

Approvals

Approvals

# Printed-circuit board connector - CC 2,5/14-GF-5,08-LR P26THR - 1827537

## Approvals

Approvals

EAC / cULus Recognized

Ex Approvals

## Approval details

EAC		B.01742
-----	--	---------

cULus Recognized		<a href="http://database.ul.com/cgi-bin/XYV/template/LISEXT/1FRAME/index.htm">http://database.ul.com/cgi-bin/XYV/template/LISEXT/1FRAME/index.htm</a>	E60425-19931011
	B	D	
Nominal voltage UN	300 V	300 V	
Nominal current IN	16 A	10 A	

Phoenix Contact 2019 © - all rights reserved  
<http://www.phoenixcontact.com>

PHOENIX CONTACT GmbH & Co. KG  
Flachsmarktstr. 8  
32825 Blomberg  
Germany  
Tel. +49 5235 300  
Fax +49 5235 3 41200  
<http://www.phoenixcontact.com>