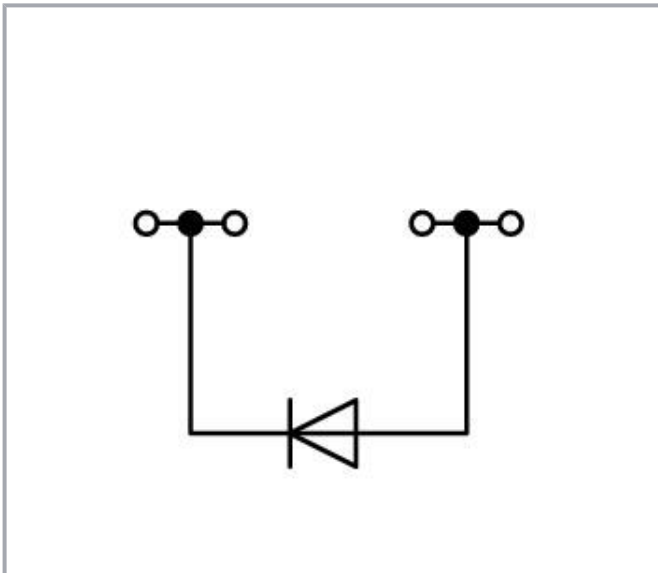
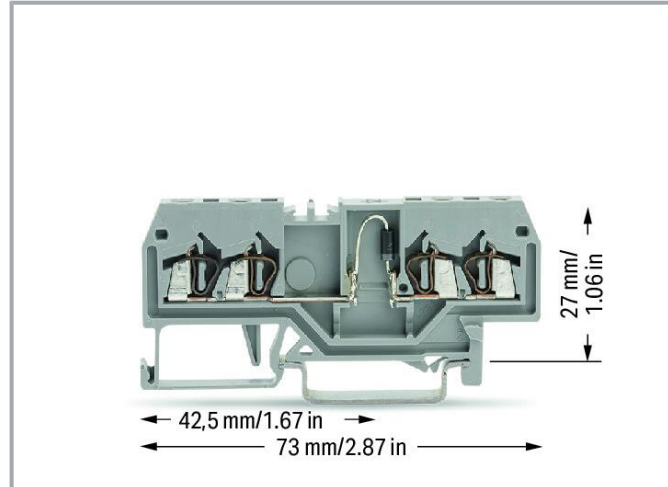



**Data sheet | Item number: 279-815/281-411**

Component terminal block; 4-conductor; with diode 1N4007; anode, right side; for DIN-rail 35 x 15 and 35 x 7.5; 1.5 mm<sup>2</sup>; CAGE CLAMP®; 1,50 mm<sup>2</sup>; gray



[www.wago.com/279-815/281-411](http://www.wago.com/279-815/281-411)



**Data**

**Electrical data**

**Ratings per IEC/EN**

|               |                  |
|---------------|------------------|
| Ratings per   | IEC/EN 60947-7-1 |
| Rated current | 0.5 A            |

Subject to changes. Please also observe the further product documentation!

WAGO GmbH & Co. KG  
Hansastr. 27  
32423 Minden  
Phone: +49571 887-0 | Fax: +49571 887-169  
Email: [info.de@wago.com](mailto:info.de@wago.com) | Web: [www.wago.com](http://www.wago.com)

Do you have any questions about our products?  
We are always happy to take your call at +49 (571) 887-44222.



## General

|                 |         |
|-----------------|---------|
| Nominal voltage | 250 V   |
| Reverse voltage | 1,000 V |

## Connection data

|                            |   |
|----------------------------|---|
| Connection points          | 4 |
| Total number of potentials | 1 |
| Number of levels           | 1 |

## Connection 1

|                                 |  |
|---------------------------------|--|
| Connection technology           | CAGE CLAMP®                                  |
| Actuation type                  | Operating tool                               |
| Connectable conductor materials | Copper                                       |
| Solid conductor                 | 0.08 ... 1.5 mm <sup>2</sup> / 28 ... 16 AWG |
| Fine-stranded conductor         | 0.08 ... 1.5 mm <sup>2</sup> / 28 ... 16 AWG |
| Strip length                    | 8 ... 9 mm / 0.31 ... 0.35 inches            |
| Wiring direction                | Front-entry wiring                           |

## Physical data

|                                   |                      |
|-----------------------------------|----------------------|
| Width                             | 4 mm / 0.157 inches  |
| Height                            | 73 mm / 2.874 inches |
| Depth from upper-edge of DIN-rail | 27 mm / 1.063 inches |

## Mechanical Data

|               |                 |
|---------------|-----------------|
| Design        | horizontal type |
| Mounting type | DIN-35 rail     |
| Marking level | Center marking  |

## Material Data

|                      |  |
|----------------------|--|
| Note (material data) | Information on material specifications can be found here |
| Color                | gray   |
| Material group       | I  |
| Insulation material  | Polyamide (PA66)   |

Subject to changes. Please also observe the further product documentation!



|                             |          |
|-----------------------------|----------|
| Flammability class per UL94 | V0       |
| Fire load                   | 0.132 MJ |
| Weight                      | 6.7 g    |

### Environmental requirements

|                                  |                 |
|----------------------------------|-----------------|
| Processing temperature           | -35 ... +85 °C  |
| Continuous operating temperature | -60 ... +105 °C |

### Commercial data

|                       |                                  |
|-----------------------|----------------------------------|
| Product Group         | 1 (Rail Mounted Terminal Blocks) |
| eCl@ss 10.0           | 27-14-11-27                      |
| eCl@ss 9.0            | 27-14-11-27                      |
| ETIM 8.0              | EC000903                         |
| ETIM 7.0              | EC000903                         |
| PU (SPU)              | 100 pcs                          |
| Packaging type        | box                              |
| Country of origin     | CN                               |
| GTIN                  | 4050821275404                    |
| Customs tariff number | 85369010000                      |

### Environmental Product Compliance

|   |  |
|---|--|
| CAS-No.                                   | 7439-92-1<br>79-94-7                                     |
| REACH Candidate List Substance            | 2,2',6,6'-tetrabromo-4,4'-isopropylidenediphenol<br>Lead |
| RoHS Compliance Status                    | Compliant,With Exemption                                 |
| RoHS Exemption                            | 6(c)<br>7(a)<br>7(c)-I<br>7(c)-II                        |
| SCIP notification number (Austria)        | 462907d2-8537-4925-b294-da7f130e26e3                     |
| SCIP notification number (Belgium)        | 7fbcd5a6-ae61-40c2-80fb-6fbd736c2c51                     |
| SCIP notification number (Bulgaria)       | c44997ef-3228-441b-9aed-62b45ff6ae7a                     |
| SCIP notification number (Czech Republic) | 55d697db-0c23-4060-a0e8-965faf0b77d1                     |
| SCIP notification number (Denmark)        | ae72ed60-9b3d-47bf-afde-74ca33fbc570                     |
| SCIP notification number (Finland)        | 36977e04-67a9-46de-a727-bf8470467d02                     |
| SCIP notification number (France)         | 8c2c713d-1e63-4a2b-806d-4103eb769b60                     |
| SCIP notification number (Germany)        | 7bdae4c1-bedc-4fd2-b524-dd82d07d96a3                     |

Subject to changes. Please also observe the further product documentation!



WAGO GmbH & Co. KG  
Hansastr. 27  
32423 Minden  
Phone: +49571 887-0 | Fax: +49571 887-169  
Email: [info.de@wago.com](mailto:info.de@wago.com) | Web: [www.wago.com](http://www.wago.com)

Do you have any questions about our products?  
We are always happy to take your call at +49 (571) 887-44222.

|  |                                      |
|--|--------------------------------------|
| SCIP notification number (Hungary)     | f071e156-d7d7-4c48-beef-da6c9769fa1f |
| SCIP notification number (Italy)       | 7abbd075-ba18-41f3-8dad-45883970360f |
| SCIP notification number (Netherlands) | e4320b2c-dfb1-48fd-aa0e-c6c492c6dbf0 |
| SCIP notification number (Poland)      | 2c3d9700-f057-4375-b245-fd19a741361d |
| SCIP notification number (Romania)     | ffd9f1cb-a31e-4bf6-bbde-95cab9f3d706 |
| SCIP notification number (Sweden)      | 4d16cd45-d211-43df-baeb-d91a49b649cf |








## Required accessories

### End plate

|  |  |  |
|--|--|--|
| End plate  |  |  |
|  | <b>Item no.: 279-346</b><br>End and intermediate plate; 2 mm thick; orange | <a href="http://www.wago.com/279-346">www.wago.com/279-346</a> |
|  | <b>Item no.: 279-344</b><br>End and intermediate plate; 2 mm thick; gray   | <a href="http://www.wago.com/279-344">www.wago.com/279-344</a> |

## Optional accessories

### Marking accessories

|   |  |  |
|---|--|--|
| Marker  |  |  |
|   | <b>Item no.: 2009-114/000-002</b><br>WMB-Inline; for Smart Printer; 2000 pieces on roll; stretchable 4 - 4.2 mm; plain; snap-on type; yellow | <a href="http://www.wago.com/2009-114/000-002">www.wago.com/2009-114/000-002</a> |
|  | <b>Item no.: 2009-114/000-005</b><br>WMB-Inline; for Smart Printer; 2000 pieces on roll; stretchable 4 - 4.2 mm; plain; snap-on type; red    | <a href="http://www.wago.com/2009-114/000-005">www.wago.com/2009-114/000-005</a> |
|  | <b>Item no.: 2009-114/000-007</b><br>WMB-Inline; for Smart Printer; 2000 pieces on roll; stretchable 4 - 4.2 mm; plain; snap-on type; gray   | <a href="http://www.wago.com/2009-114/000-007">www.wago.com/2009-114/000-007</a> |
|  | <b>Item no.: 2009-114/000-023</b><br>WMB-Inline; for Smart Printer; 2000 pieces on roll; stretchable 4 - 4.2 mm; plain; snap-on type; green  | <a href="http://www.wago.com/2009-114/000-023">www.wago.com/2009-114/000-023</a> |
|  | <b>Item no.: 2009-114/000-006</b><br>WMB-Inline; for Smart Printer; 2000 pieces on roll; stretchable 4 - 4.2 mm; plain; snap-on type; blue   | <a href="http://www.wago.com/2009-114/000-006">www.wago.com/2009-114/000-006</a> |
|  | <b>Item no.: 2009-114/000-024</b><br>WMB-Inline; for Smart Printer; 2000 pieces on roll; stretchable 4 - 4.2 mm; plain; snap-on type; violet | <a href="http://www.wago.com/2009-114/000-024">www.wago.com/2009-114/000-024</a> |
|  | <b>Item no.: 2009-114/000-012</b><br>WMB-Inline; for Smart Printer; 2000 pieces on roll; stretchable 4 - 4.2 mm; plain; snap-on type; orange | <a href="http://www.wago.com/2009-114/000-012">www.wago.com/2009-114/000-012</a> |


Subject to changes. Please also observe the further product documentation!



Item no.: 2009-114

WMB-Inline; for Smart Printer; 2000 pieces on roll; stretchable 4 - 4.2 mm; plain; snap-on type; white


[www.wago.com/2009-114](http://www.wago.com/2009-114)



Item no.: 793-4501/000-002

WMB marking card; as card; stretchable 4 - 4.2 mm; plain; snap-on type; yellow

[www.wago.com/793-4501/000-002](http://www.wago.com/793-4501/000-002)



Item no.: 793-4501/000-006

WMB marking card; as card; stretchable 4 - 4.2 mm; plain; snap-on type; blue

[www.wago.com/793-4501/000-006](http://www.wago.com/793-4501/000-006)



Item no.: 793-4501/000-014

WMB marking card; as card; stretchable 4 - 4.2 mm; plain; snap-on type; brown

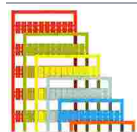
[www.wago.com/793-4501/000-014](http://www.wago.com/793-4501/000-014)



Item no.: 793-4501

WMB marking card; as card; stretchable 4 - 4.2 mm; plain; snap-on type; white

[www.wago.com/793-4501](http://www.wago.com/793-4501)



Item no.: 793-4501/000-023

WMB marking card; as card; stretchable 4 - 4.2 mm; plain; snap-on type; green

[www.wago.com/793-4501/000-023](http://www.wago.com/793-4501/000-023)



Item no.: 793-4501/000-024

WMB marking card; as card; stretchable 4 - 4.2 mm; plain; snap-on type; violet

[www.wago.com/793-4501/000-024](http://www.wago.com/793-4501/000-024)



Item no.: 793-4501/000-005

WMB marking card; as card; stretchable 4 - 4.2 mm; plain; snap-on type; red

[www.wago.com/793-4501/000-005](http://www.wago.com/793-4501/000-005)



Item no.: 793-4501/000-007

WMB marking card; as card; stretchable 4 - 4.2 mm; plain; snap-on type; gray

[www.wago.com/793-4501/000-007](http://www.wago.com/793-4501/000-007)



Item no.: 793-4501/000-012

WMB marking card; as card; stretchable 4 - 4.2 mm; plain; snap-on type; orange

[www.wago.com/793-4501/000-012](http://www.wago.com/793-4501/000-012)



Item no.: 793-4501/000-017

WMB marking card; as card; stretchable 4 - 4.2 mm; plain; snap-on type; light green

[www.wago.com/793-4501/000-017](http://www.wago.com/793-4501/000-017)

Group marker carrier

Subject to changes. Please also observe the further product documentation!

WAGO GmbH & Co. KG

Hansastr. 27

32423 Minden

Phone: +49571 887-0 | Fax: +49571 887-169

Email: [info.de@wago.com](mailto:info.de@wago.com) | Web: [www.wago.com](http://www.wago.com)

Do you have any questions about our products?

We are always happy to take your call at +49 (571) 887-44222.



**Item no.: 249-105**  
Group marker carrier; gray

[www.wago.com/249-105](http://www.wago.com/249-105)

## Mounting

Cover carrier



**Item no.: 709-167**  
Cover carrier; Type 1; incl. fixing/retaining screws and knurled nut; suitable for 279 to 282 and 880 Series rail-mounted terminal blocks; suitable for 264 Series miniature rail-mounted terminal blocks; suitable for 270 Series sensor and actuator terminal blocks; gray

[www.wago.com/709-167](http://www.wago.com/709-167)

Cover



**Item no.: 709-153**  
Cover; Type 1; suitable for cover carrier, type 1; 1 m long; transparent

[www.wago.com/709-153](http://www.wago.com/709-153)

Mounting accessories



**Item no.: 209-106**  
Mounting carrier; for isolated mounting on DIN 35 rails; gray

[www.wago.com/209-106](http://www.wago.com/209-106)



**Item no.: 249-116**  
Screwless end stop; 6 mm wide; for DIN-rail 35 x 15 and 35 x 7.5; gray

[www.wago.com/249-116](http://www.wago.com/249-116)

## Ferrule

Ferrule



**Item no.: 216-101**  
Ferrule; Sleeve for 0.5 mm<sup>2</sup> / AWG 22; uninsulated; electro-tin plated; silver-colored

[www.wago.com/216-101](http://www.wago.com/216-101)



**Item no.: 216-102**  
Ferrule; Sleeve for 0.75 mm<sup>2</sup> / AWG 20; uninsulated; electro-tin plated; silver-colored

[www.wago.com/216-102](http://www.wago.com/216-102)



**Item no.: 216-103**  
Ferrule; Sleeve for 1 mm<sup>2</sup> / AWG 18; uninsulated; electro-tin plated

[www.wago.com/216-103](http://www.wago.com/216-103)



**Item no.: 216-203**  
Ferrule; Sleeve for 1 mm<sup>2</sup> / AWG 18; insulated; electro-tin plated; red

[www.wago.com/216-203](http://www.wago.com/216-203)



**Item no.: 216-202**  
Ferrule; Sleeve for 0.75 mm<sup>2</sup> / 18 AWG; insulated; electro-tin plated; gray

[www.wago.com/216-202](http://www.wago.com/216-202)



**Item no.: 216-201**  
Ferrule; Sleeve for 0.5 mm<sup>2</sup> / 20 AWG; insulated; electro-tin plated; white

[www.wago.com/216-201](http://www.wago.com/216-201)



**Item no.: 216-301**  
Ferrule; Sleeve for 0.25 mm<sup>2</sup> / AWG 24; insulated; electro-tin plated; yellow

[www.wago.com/216-301](http://www.wago.com/216-301)



**Item no.: 216-302**  
Ferrule; Sleeve for 0.34 mm<sup>2</sup> / 22 AWG; insulated; electro-tin plated; light turquoise

[www.wago.com/216-302](http://www.wago.com/216-302)

## Protective warning marker

Cover

Subject to changes. Please also observe the further product documentation!



**Item no.: 279-415**  
Protective warning marker; 5-pole; with high-voltage symbol, black; yellow

[www.wago.com/279-415](http://www.wago.com/279-415)

### Insulation stop

Insulation stop



**Item no.: 279-470**  
Insulation stop; 0.08 - 0.2 mm² "s" (0.14 mm² "f-st"); 5 pieces/strip; white

[www.wago.com/279-470](http://www.wago.com/279-470)



**Item no.: 279-471**  
Insulation stop; 0.25 mm²; 5 pieces/strip; dark gray

[www.wago.com/279-471](http://www.wago.com/279-471)

### Tool

Operating tool



**Item no.: 210-648**  
Operating tool; Blade: 2.5 x 0.4 mm; with a partially insulated shaft; angled; short

[www.wago.com/210-648](http://www.wago.com/210-648)



**Item no.: 210-647**  
Operating tool; Blade: 2.5 x 0.4 mm; with a partially insulated shaft; multicoloured

[www.wago.com/210-647](http://www.wago.com/210-647)



**Item no.: 210-719**  
Operating tool; Blade: 2.5 x 0.4 mm; with a partially insulated shaft

[www.wago.com/210-719](http://www.wago.com/210-719)

### Carrier rail

Mounting accessories



**Item no.: 210-197**  
Steel carrier rail; 35 x 15 mm; 1.5 mm thick; 2 m long; slotted; similar to EN 60715; silver-colored

[www.wago.com/210-197](http://www.wago.com/210-197)



**Item no.: 210-198**  
Copper carrier rail; 35 x 15 mm; 2.3 mm thick; 2 m long; unslotted; according to EN 60715; copper-colored

[www.wago.com/210-198](http://www.wago.com/210-198)



**Item no.: 210-504**  
Steel carrier rail; 35 x 7.5 mm; 1 mm thick; 2 m long; slotted; galvanized; according to EN 60715; silver-colored

[www.wago.com/210-504](http://www.wago.com/210-504)



**Item no.: 210-505**  
Steel carrier rail; 35 x 7.5 mm; 1 mm thick; 2 m long; unslotted; galvanized; according to EN 60715; silver-colored

[www.wago.com/210-505](http://www.wago.com/210-505)



**Item no.: 210-506**  
Steel carrier rail; 35 x 15 mm; 1.5 mm thick; 2 m long; unslotted; galvanized; similar to EN 60715; silver-colored

[www.wago.com/210-506](http://www.wago.com/210-506)



**Item no.: 210-508**  
Steel carrier rail; 35 x 15 mm; 1.5 mm thick; 2 m long; slotted; galvanized; similar to EN 60715; silver-colored

[www.wago.com/210-508](http://www.wago.com/210-508)



**Item no.: 210-113**  
Steel carrier rail; 35 x 7.5 mm; 1 mm thick; 2 m long; unslotted; according to EN 60715; silver-colored

[www.wago.com/210-113](http://www.wago.com/210-113)

Subject to changes. Please also observe the further product documentation!



**Item no.: 210-118**

Steel carrier rail; 35 x 15 mm; 2.3 mm thick; 2 m long; unslotted; according to EN 60715; silver-colored

[www.wago.com/210-118](http://www.wago.com/210-118)



**Item no.: 210-112**

Steel carrier rail; 35 x 7.5 mm; 1 mm thick; 2 m long; slotted; according to EN 60715; "Hole width 25 mm; silver-colored

[www.wago.com/210-112](http://www.wago.com/210-112)



**Item no.: 210-114**

Steel carrier rail; 35 x 15 mm; 1.5 mm thick; 2 m long; unslotted; similar to EN 60715; silver-colored


[www.wago.com/210-114](http://www.wago.com/210-114)



**Item no.: 210-115**

Steel carrier rail; 35 x 7.5 mm; 1 mm thick; 2 m long; slotted; according to EN 60715; "Hole width 18 mm; silver-colored

[www.wago.com/210-115](http://www.wago.com/210-115)



**Item no.: 210-196**

Aluminum carrier rail; 35 x 8.2 mm; 1.6 mm thick; 2 m long; unslotted; similar to EN 60715; silver-colored

[www.wago.com/210-196](http://www.wago.com/210-196)

**Jumpers**

Jumper



**Item no.: 279-492**

Jumper; 2-way; insulated; gray

[www.wago.com/279-492](http://www.wago.com/279-492)



**Item no.: 279-490**

Jumper; 10-way; insulated; gray

[www.wago.com/279-490](http://www.wago.com/279-490)



**Item no.: 279-482**

Jumper; 2-way; insulated; gray

[www.wago.com/279-482](http://www.wago.com/279-482)



**Item no.: 279-483**

Jumper; 3-way; insulated; gray

[www.wago.com/279-483](http://www.wago.com/279-483)

**Downloads**

**Documentation**

**Bid Text**

|                                |             |                |          |
|--------------------------------|-------------|----------------|----------|
| 279-815/281-411<br>X81 - Datei | 2019 Feb 19 | xml<br>3.3 kB  | Download |
| 279-815/281-411<br>doc - Datei | 2017 Apr 10 | doc<br>25.1 kB | Download |

**Additional Information**

|   |  |               |          |
|---|--|---------------|----------|
| Technical Section<br>Technical explanations |  | pdf<br>2.2 MB | Download |
|---|--|---------------|----------|

Subject to changes. Please also observe the further product documentation!



## CAD/CAE-Data

### CAD data

|                              |                     |                          |
|------------------------------|---------------------|--------------------------|
| 2D/3D Models 279-815/281-411 | <a href="#">URL</a> | <a href="#">Download</a> |
|------------------------------|---------------------|--------------------------|

### CAE data

|                                   |                     |                          |
|-----------------------------------|---------------------|--------------------------|
| EPLAN Data Portal 279-815/281-411 | <a href="#">URL</a> | <a href="#">Download</a> |
| WSCAD Universe 279-815/281-411    | <a href="#">URL</a> | <a href="#">Download</a> |
| ZUKEN Portal 279-815/281-411      | <a href="#">URL</a> | <a href="#">Download</a> |
| WSCAD Universe 279-815/281-411    | <a href="#">URL</a> | <a href="#">Download</a> |
| EPLAN Data Portal 279-815/281-411 | <a href="#">URL</a> | <a href="#">Download</a> |

## Environmental Product Compliance

### Compliance Search

|  |                     |                          |
|--|---------------------|--------------------------|
| Environmental Product Compliance 279-815/281-411   | <a href="#">URL</a> | <a href="#">Download</a> |
| Component terminal block; 4-conductor; with diode 1N4007; anode, right side; for DIN-rail 35 x 15 and 35 x 7.5; 1.5 mm <sup>2</sup> ; CAGE CLAMP®; 1,50 mm <sup>2</sup> ; gray |                     |                          |


## Installation Notes

### Commoning

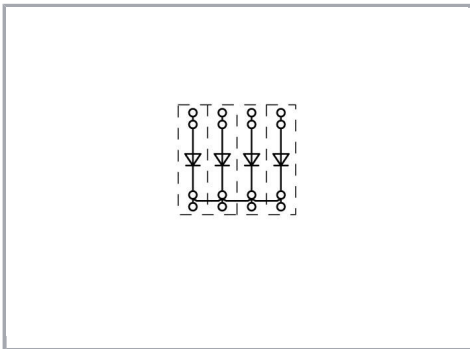


Commoning using comb-style jumper bars:  
Push comb-style jumper bars down until fully inserted.

Subject to changes. Please also observe the further product documentation!



These diode terminal blocks have been specially developed for custom diode circuits, such as lamp test and collective fault signal circuits.



Polarized diode gates with a common cathode can be created using the following terminal blocks:

279-815/281-410 or 279-815/281-411

Subject to changes. Please also observe the further product documentation!