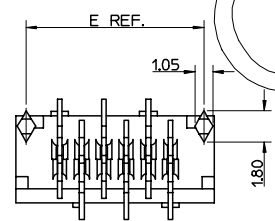
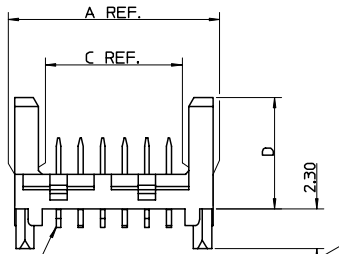


PART NUMBER	NUMBER OF CIRCUITS	DIM A	DIM B	DIM C	DIM E
91820-**04	4	8.86	3.81	6.11	7.66
91820-**06	6	11.40	6.35	8.65	10.20
91820-**08	8	13.94	8.89	11.19	12.74
91820-**10	10	16.48	11.43	13.73	15.28
91820-**12	12	19.02	13.97	16.27	17.82
91820-**14	14	21.56	16.51	18.81	20.36
91820-**16	16	24.10	19.05	21.35	22.90
91820-**18	18	26.64	21.59	23.89	25.44
91820-**20	20	29.18	24.13	26.43	27.98
91820-**22	22	31.72	26.67	28.97	30.52
91820-**24	24	34.26	29.21	31.51	33.06
91820-**26	26	36.80	31.75	34.05	35.60

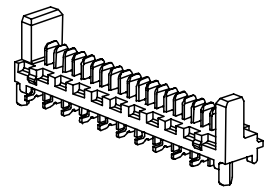


91820-****

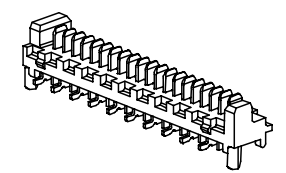
CIRCUIT SIZE
04 TO 26 (4 TO 26CKT)

PCB PEGS	TUBE PACKED	TAPE & REEL PACKED	DIM D	VERSION
0	YES	YES	6.40	STANDARD HEADER
2	YES	NO		
3	NO	YES		
5	NO	NO	4.10	LOW-PROFILE HEADER
6	NO	YES		
7	NO	NO		
8	YES	YES		
9	YES	NO		

0 - TIN VERSION
3 - GOLD VERSION



STANDARD HEADER
Scale 3:1



LOW-PROFILE HEADER
Scale 3:1

NOTES:

- MATERIALS:
HOUSING: PCT 30% GLASS FILL, UC94 V-0, COLOUR: BLACK.
TERMINAL: CARTRIDGE BRASS 0.28 REF. THICK.
- PLATING:
TIN VERSION: 3um TIN MIN. OVER NICKEL.
GOLD VERSION: 0.76um SELECTIVE GOLD MIN. AND 0.10um GOLD FLASH MIN. OVER NICKEL.
- CONFORMS TO PRODUCT SPECIFICATION PS-99020-0011.
- FOR TAPE AND REEL PACKAGING SEE PK-91820-001.
- FOR TUBE PACKAGING SEE PK-91820-002.
- PCB PEGS ARE OPTIONAL.
- ALL SMT TAILS LIE WITHIN A COPLANARITY BAND OF 0.00 TO 0.10.
- COLOUR VARIATION MAY BE VISIBLE ON THE HOUSING SURFACES.
- MATES WITH MOLEX 90327 & 91935 SERIES.
- RECOMMENDED PCB LAYOUT SHOWN ON SHEET 2.

OBSOLETE E.C. NO: E2008-0123 DRAWN: JDENNEHY 2007/10/04 CHKD: DMORLARTY 2007/10/02 APPR: JDENNEHY 2007/10/03 REV:	QUALITY SYMBOLS	GENERAL TOLERANCES (UNLESS SPECIFIED)	DIMENSION STYLE	SCALE	DESIGN UNITS	THIRD ANGLE PROJECTION
	$\nabla=0$ $\nabla=0$	mm INCH 4 PLACES ± --- ± --- 3 PLACES ± --- ± --- 2 PLACES ± 0.15 ± --- 1 PLACE ± 0.25 ± --- ANGULAR ± 5°	MM ONLY	5:1	METRIC	
	DESCRIPTION	DRAWN BY DATE GMCSWEENEY 2005/07/14 CHECKED BY DATE JDENNEHY 2005/07/15 APPROVED BY DATE JDENNEHY 2005/07/15	TITLE PICOFLEX SMT HEADER ASSEMBLY ROHS COMPATIBLE			
		MATERIAL NO. DOCUMENT NO. MOLEX INCORPORATED	SEE CHART SD-91820-001	SHEET NO. 1 OF 2		

DRAFT WHERE APPLICABLE MUST REMAIN WITHIN DIMENSIONS

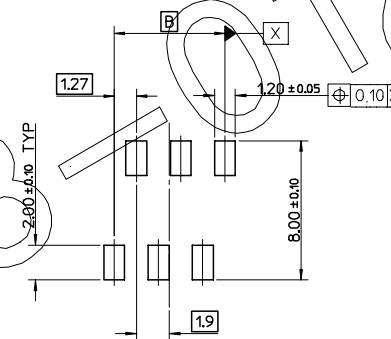
THIS DRAWING CONTAINS INFORMATION THAT IS PROPRIETARY TO MOLEX INCORPORATED AND SHOULD NOT BE USED WITHOUT WRITTEN PERMISSION

PART NUMBER	NUMBER OF CIRCUITS	DIM B	DIM E	DIM F
91820-***04	4	3.81	7.66	3.83
91820-***06	6	6.35	10.20	5.10
91820-***08	8	8.89	12.74	6.37
91820-***10	10	11.43	15.28	7.64
91820-***12	12	13.97	17.82	8.91
91820-***14	14	16.51	20.36	10.18
91820-***16	16	19.05	22.90	11.45
91820-***18	18	21.59	25.44	12.72
91820-***20	20	24.13	27.98	13.99
91820-***22	22	26.67	30.52	15.26
91820-***24	24	29.21	33.06	16.53
91820-***26	26	31.75	35.60	17.80



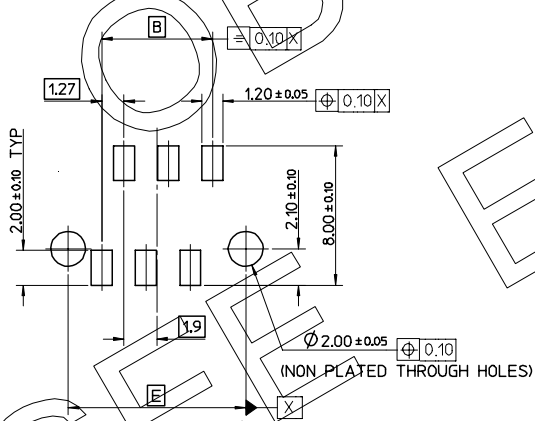
RECOMMENDED PCB LAYOUT FOR TRANSITION FIT WITH PCB PEGS:

HEADER VERSIONS 91820-***04/ -***06/ -***08/ -***10/ -***12/ -***14/ -***16/ -***18/ -***20/ -***22/ -***24/ -***26/
 VIEWED FROM COMPONENT SIDE.
 PCB THICKNESS = 1.60 ± 0.14



RECOMMENDED PCB LAYOUT FOR HEADERS WITHOUT PCB PEGS:

HEADER VERSIONS 91820-***3/ -***5/ -***6/ -***7/
 VIEWED FROM COMPONENT SIDE.
 PCB THICKNESS = 1.60 ± 0.14



RECOMMENDED PCB LAYOUT FOR CLEARANCE FIT WITH PCB PEGS:

HEADER VERSIONS 91820-***04/ -***06/ -***08/ -***10/ -***12/ -***14/ -***16/ -***18/ -***20/ -***22/ -***24/ -***26/
 VIEWED FROM COMPONENT SIDE.
 PCB THICKNESS = 1.60 ± 0.14

SEE SHEET 1 ECC NO: E2008-0123 DRAWN: JDENNEHY 2007/10/04 CHKD: DMORLARTY 2007/10/02 APPR: JDENNEHY 2007/10/03	QUALITY SYMBOLS ▽=0 ▽=0	GENERAL TOLERANCES (UNLESS SPECIFIED)		DIMENSION STYLE MM ONLY		SCALE 5:1	DESIGN UNITS METRIC	THIRD ANGLE PROJECTION
		4 PLACES ± --- ± ---	3 PLACES ± --- ± ---	2 PLACES ± 0.15 ± ---	1 PLACE ± 0.25 ± ---	ANGULAR ± 5 °	DRAWN BY GMCWEENEY	DATE 2005/07/14
REV	DESCRIPTION	DRAFT WHERE APPLICABLE MUST REMAIN WITHIN DIMENSIONS		SEE CHART		MATERIAL NO. SD-91820-001		SHEET NO. 2 OF 2
		INCORPORATED AND INFORMATION THAT IS PROPRIETARY TO MOLEX INCORPORATED AND SHOULD NOT BE USED WITHOUT WRITTEN PERMISSION		MOLEX INCORPORATED		DOCUMENT NO.		