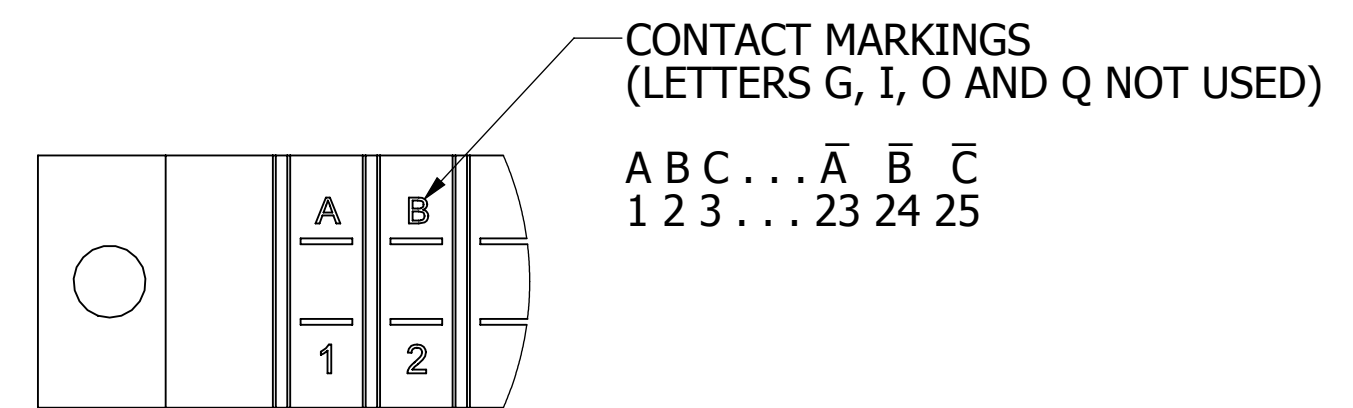
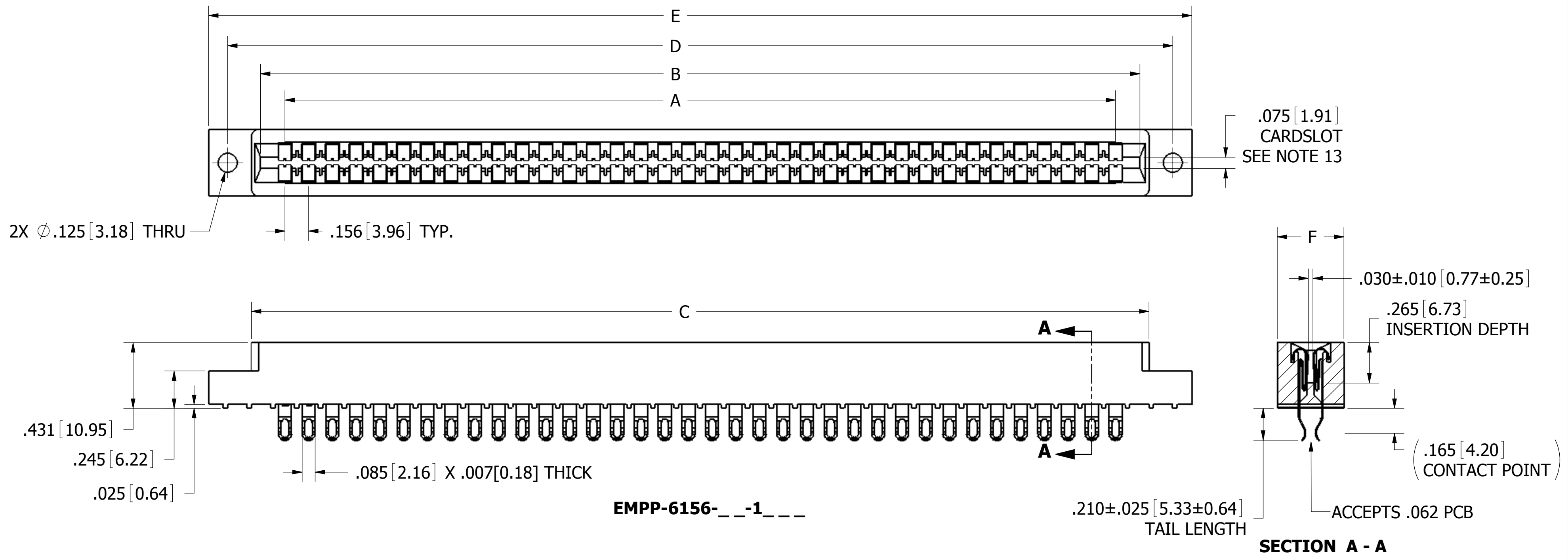



REVISIONS				
REV.	ECO. NO	DESCRIPTION	DATE	BY
A	2423	INITIAL RELEASE	08/08/11	SE



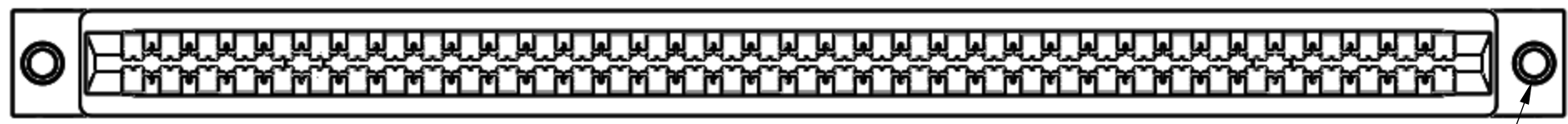
- NOTES:**
1. INSULATOR MATERIAL: PPS
 2. CONTACT MATERIAL: SPINODAL
 3. PLATING: SEE PART NUMBER CODING
 4. OPERATING TEMPERATURE: -65°C TO +200°C
 5. PROCESSING TEMP: 260°C FOR 120 SECONDS MAX
 6. UL FLAMMABILITY RATING: 94V-0
 7. DIELECTRIC WITHSTANDING VOLTAGE: 950 VAC MINIMUM AT SEA LEVEL
 8. CURRENT RATING: 3 AMPS PER CONTACT
 9. CONTACT RESISTANCE: 30 MILLI OHMS MAX
 10. INSULATION RESISTANCE: 5000 MEGA OHMS
 11. DURABILITY: 500 CYCLES MIN
 12. CONNECTOR IDENTIFICATION: THE PART SHALL BE MARKED WITH A PART NUMBER AND LOT CODE
 13. BOARD THICKNESS ACCOMMODATED: .062 ± .008 [1.57 ± 0.20]
 14. INSERTION FORCE: 16 OZ MAX PER CONTACT PAIR WHEN USING A .062 [1.57] TEST BLADE
INTERNAL INSPECTION TO BE PER SULLIN'S WORK INSTRUCTION WI7.3-01
 15. WITHDRAWAL FORCE: 1 OZ MIN PER CONTACT PAIR USING .062 [1.57] PCB
 16. MODIFICATION: SEE PART NUMBER CODING



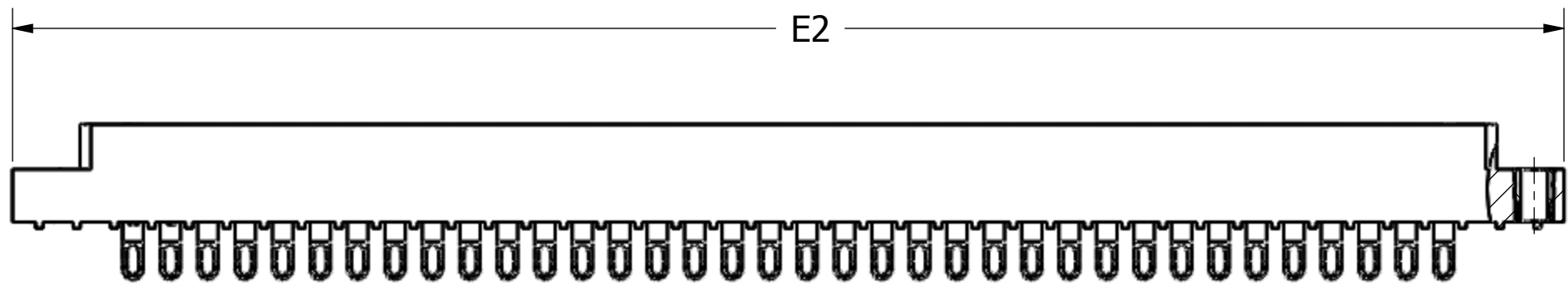
RoHS COMPLIANT

CUSTOMER COPY

UNLESS OTHERWISE SPECIFIED: DIMENSIONS ARE IN INCHES [MM]	DRAWN	DATE	NAME	
		08/08/11	SE	
TOLERANCES: ANGULAR: ± 30' .XX=± .02 [5] .XXX=± .005 [13] .XXXX=± .0005 [013]	THE INFORMATION HEREIN CONTAINS PROPRIETARY INFORMATION OF SULLINS ELECTRONICS AND IS NOT TO BE REPRODUCED, USED OR DISCLOSED TO OTHERS FOR ANY PURPOSE EXCEPT AS SPECIFICALLY AUTHORIZED IN WRITING BY AN OFFICER OF SULLINS ELECTRONICS.			TITLE
	INTERPRET DIMENSIONS AND TOLERANCING PER: ASME Y14.5M-2009			EDGE CARD, .156 CC LP
PART NUMBER				REV
EMPP-6156-__-DPE-__				A
SIZE	CAGE CODE	DWG. NO.		
C	54453	C11859		
SCALE: 2:1			SHEET 1 OF 3	

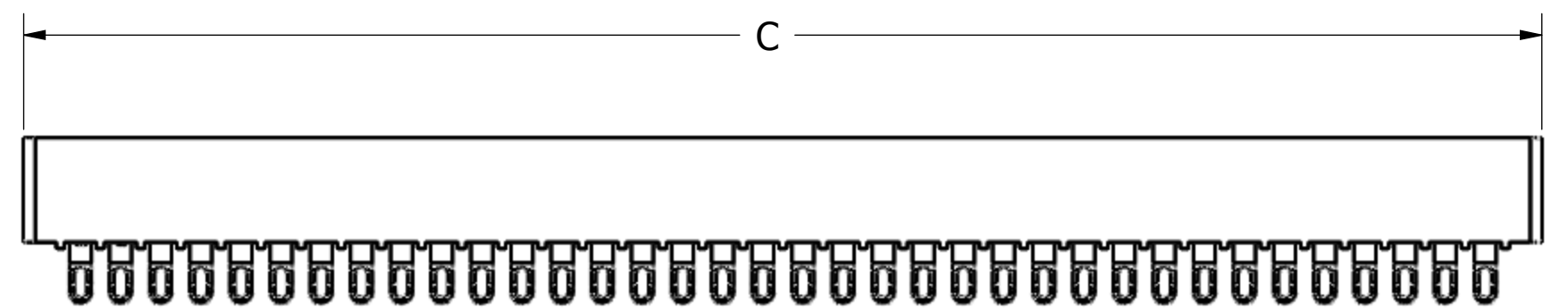
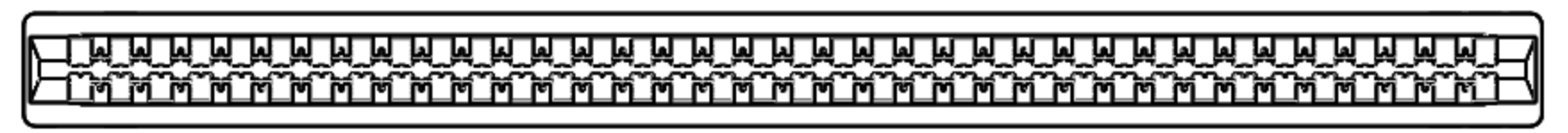


2X #4-40
THREADED INSERT



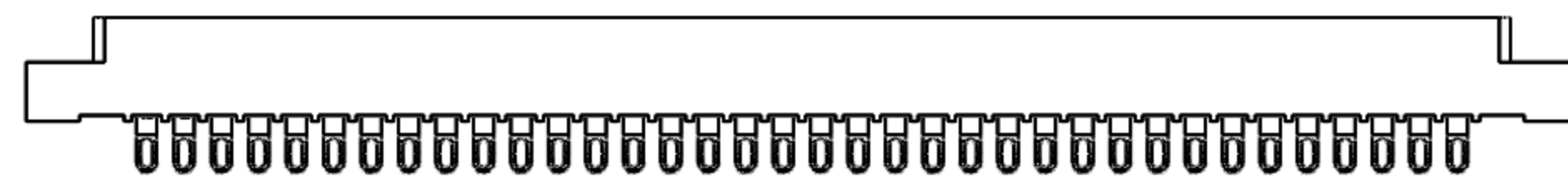
E2

EMPP-6156-__-DPE-2-__

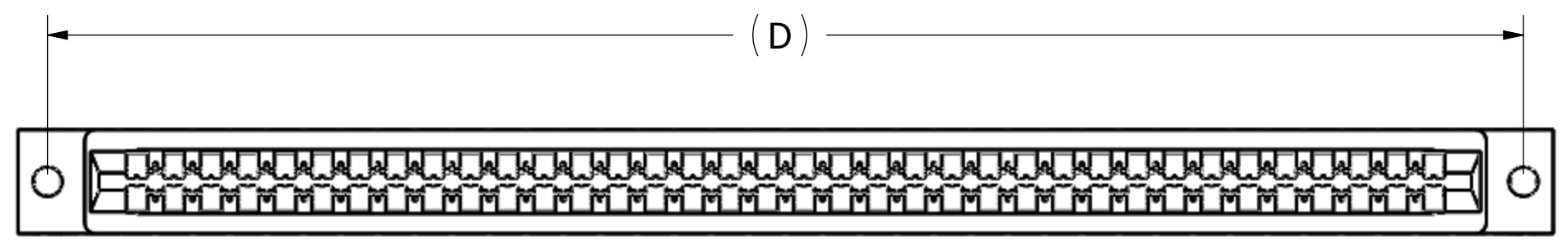


C

EMPP-6156-__-DPE-4-__

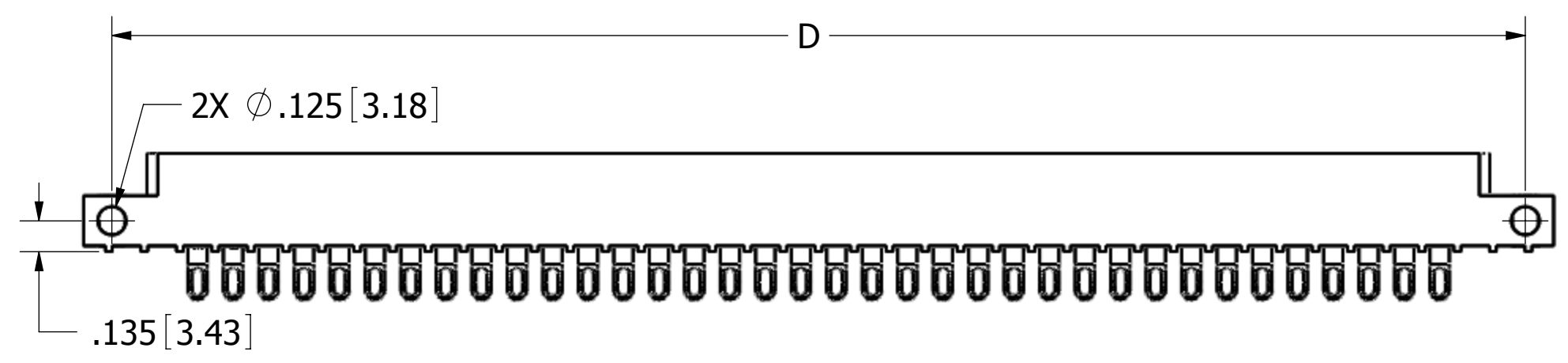


EMPP-6156-__-DPE-1-__M



(D)


EMPP-6156-__-DPE-8-__



2X ϕ .125 [3.18]

.135 [3.43]

CUSTOMER COPY



RoHS COMPLIANT

UNLESS OTHERWISE SPECIFIED: DIMENSIONS ARE IN INCHES [MM]	DRAWN	DATE	NAME		
		08/08/11	SE		
TOLERANCES: ANGULAR: \pm 30' .XX = \pm .02 [.5] .XXX = \pm .005 [.13] .XXXX = \pm .0005 [.013]	<small>THE INFORMATION HEREIN CONTAINS PROPRIETARY INFORMATION OF SULLINS ELECTRONICS AND IS NOT TO BE REPRODUCED, USED OR DISCLOSED TO OTHERS FOR ANY PURPOSE EXCEPT AS SPECIFICALLY AUTHORIZED IN WRITING BY AN OFFICER OF SULLINS ELECTRONICS.</small>				
	TITLE EDGE CARD, .156 CC LP				
	PART NUMBER EMPP-6156-__-DPE-__				
INTERPRET DIMENSIONS AND TOLERANCING PER: ASME Y14.5M-2009		SIZE C	CAGE CODE 54453	DWG. NO. C11859	REV A
		SCALE: 2:1	SHEET 2 OF 3		

PART NUMBER	NO. OF POS.	INCHES							MILIMETERS						
		A±.008	B±.008	C±.015	D±.010	E±.020	E2±.020	F+.005 -.015	A±A0.20	B±0.20	C±0.38	D±0.25	E±0.51	E2±0.51	F+0.13 -0.38
EMPP-6156-36-DPE-_-_-_-	36	5.460	5.780	5.900	6.213	6.462	6.582	0.438	138.68	146.81	149.86	157.81	164.13	167.18	11.13
EMPP-6156-43-DPE-_-_-_-	43	6.552	6.872	6.992	7.305	7.554	7.674	.500	166.42	174.55	177.60	185.55	191.87	194.92	12.70

PART NUMBER CODING

EMPP - 6156 - _ - - DPE -

MOUNTING MODIFICATION
 OMIT FOR STANDARD
 M = PAD ON BOTTOM OF MOUNTING EARS

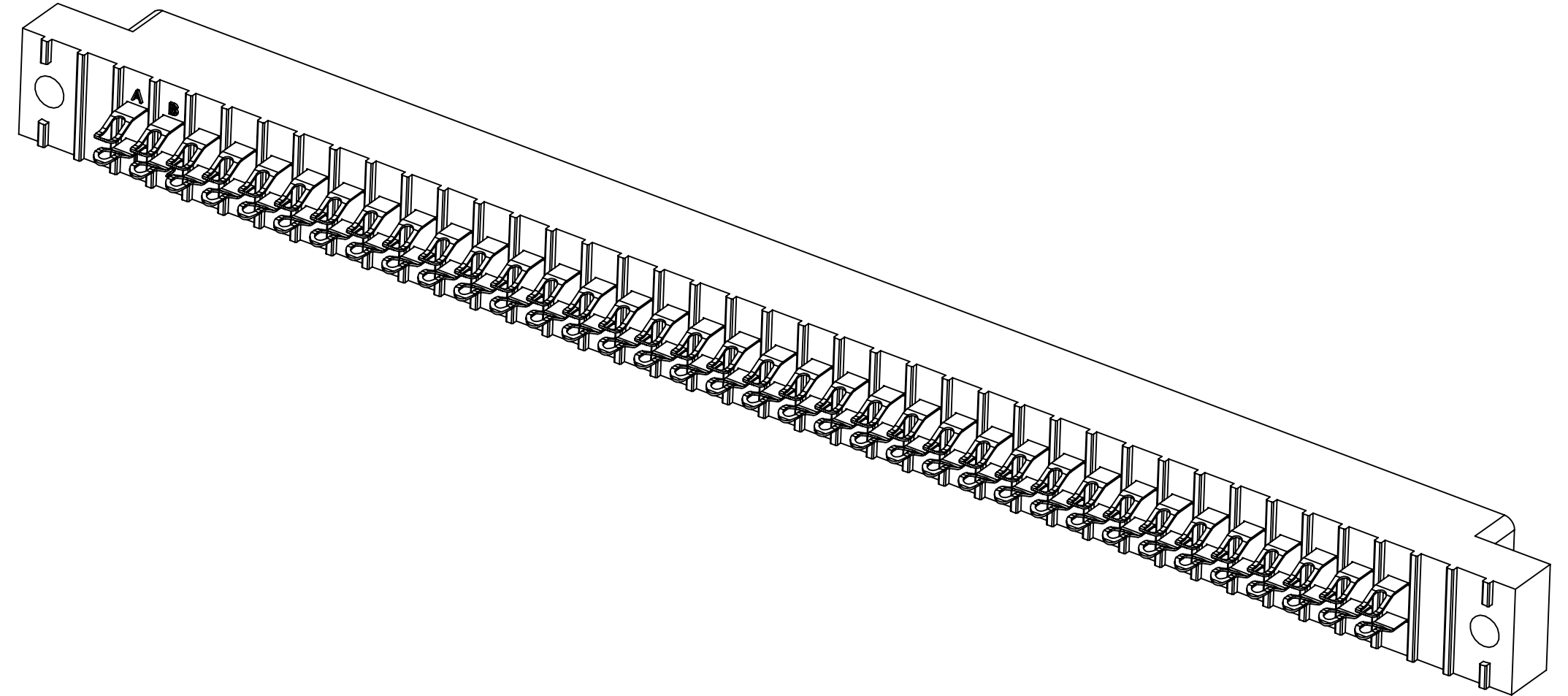
PLATING MODIFICATION CODE (SEE TABLE 1)

MODIFICATION CODE
 E = OBSOLETE (CAN BE OMITTED)**

MOUNTING STYLE
 1= .125" DIA. CLEARANCE HOLES
 2= #4-40 THREADED INSERT
 4= NO MOUNTING EARS
 8= .125" DIA. SIDE HOLES

NUMBER OF POSITIONS

PLATING (SEE TABLE 1)




** OPTIONAL "E" CODE MEANS .020" LONGER CARD SLOT, NOW STANDARD, SEE DIMENSION 'B' ABOVE.

TABLE 1 (PLATING):

ALL PLATINGS HAVE .000050" NICKEL UNDERPLATE

	CONTACT SURFACE	TERMINATION	PLATING MODIFICATION CODE
EMP	.000010" GOLD OVERALL		OMIT
	.000030" GOLD	.000010" GOLD OVERALL	G

CUSTOMER COPY



RoHS COMPLIANT

UNLESS OTHERWISE SPECIFIED: DIMENSIONS ARE IN INCHES [MM]	DRAWN	DATE	NAME	
		08/08/11	SE	
TOLERANCES: ANGULAR: ± 30' .XX=± .02 [.5] .XXX=± .005 [.13] .XXXX=± .0005 [.013]	<small>THE INFORMATION HEREIN CONTAINS PROPRIETARY INFORMATION OF SULLINS ELECTRONICS AND IS NOT TO BE REPRODUCED, USED OR DISCLOSED TO OTHERS FOR ANY PURPOSE EXCEPT AS SPECIFICALLY AUTHORIZED IN WRITING BY AN OFFICER OF SULLINS ELECTRONICS.</small>			TITLE
	<small>INTERPRET DIMENSIONS AND TOLERANCING PER: ASME Y14.5M-2009</small>			EDGE CARD, .156 CC LP
PART NUMBER				REV
EMPP-6156-_-_-DPE-_-_-_-				A
SIZE	CAGE CODE	DWG. NO.		
C	54453	C11859		
SCALE: 1:1			SHEET 3 OF 3	