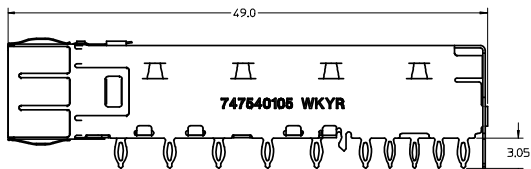
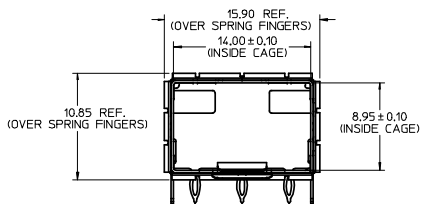


EMI SPRING FINGER

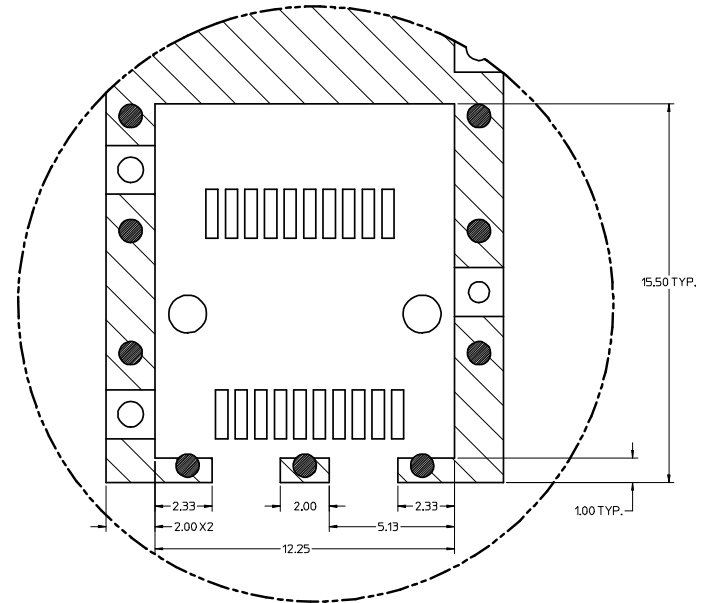
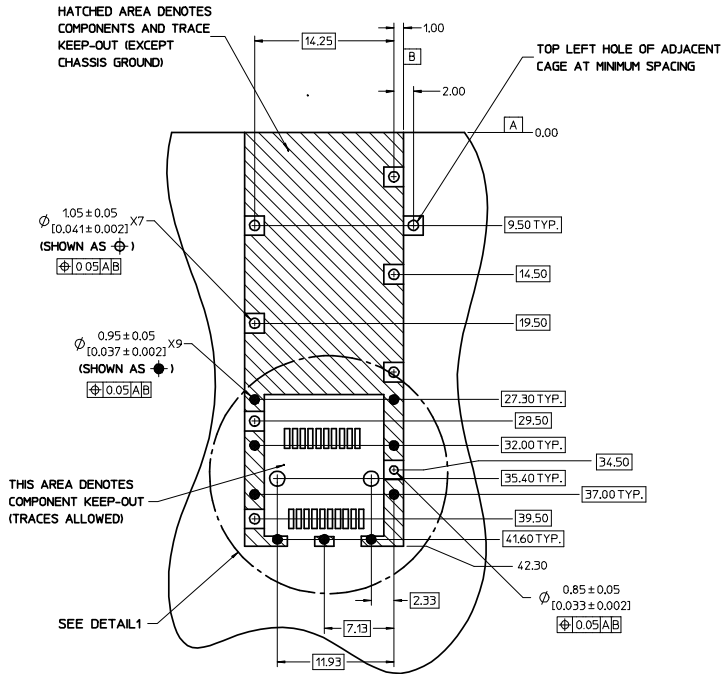


NOTES:

1. MATERIAL:
CAGE: NICKEL PLATED COPPER ALLOY, THICKNESS 0.25mm
SPRING FINGER: NICKEL PLATED COPPER ALLOY, THICKNESS 0.10mm
2. PRESS FIT LEGS 3.05 LONG -
1.57 MINIMUM PCB THICKNESS FOR SINGLE SIDED USE
3. OPTIONAL LIGHT PIPE ASSEMBLY AVAILABLE
4. PORTS ARE DESIGNED FOR SFP+ TRANSCEIVERS AND ARE BACKWARDS COMPATIBLE WITH SFP TRANSCEIVERS
5. THIS PART MEETS THE RESTRICTION OF HAZARDOUS SUBSTANCES IN ELECTRICAL AND ELECTRONIC EQUIPMENT (ROHS) DIRECTIVE (2002/95/EC)

INITIAL RELEASE EC NO. USY2008-0359 DRAWN: JRESENDE 2008/03/14 CHKD: JRESENDEZ 2008/03/14 APPR: JRESENDE 2008/03/16	QUALITY SYMBOLS ▽=0 ▽=0	GENERAL TOLERANCES (UNLESS SPECIFIED)		DIMENSION STYLE MM ONLY	SCALE 4:1	DESIGN UNITS METRIC	THIRD ANGLE PROJECTION	
		4 PLACES ± 0.15 3 PLACES ± 0.25 2 PLACES ± 0.30 1 PLACE ± 0.40	mm INCH	DRAWN BY JRESENDE	DATE 2008/03/14	TITLE SFP+ 1X1 CAGE ASSEMBLY PRESS FIT WITH EMI SPRING FINGERS		
DRAFT WHERE APPLICABLE MUST REMAIN WITHIN DIMENSIONS	MATERIAL NO. 747540105		APPROVED BY KJANOTA	DATE 2008/03/14	MOLEX INCORPORATED			SHEET NO. 1 OF 3
THIS DRAWING CONTAINS INFORMATION THAT IS PROPRIETARY TO MOLEX INCORPORATED AND SHOULD NOT BE USED WITHOUT WRITTEN PERMISSION								

PCB LAYOUT FOR SINGLE SIDE MOUNT

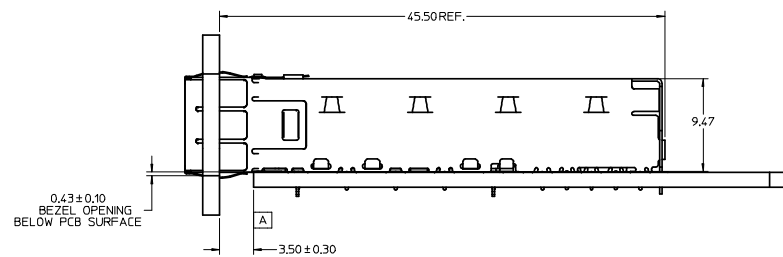
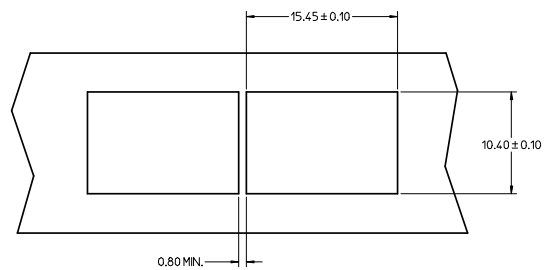


NOTES:

1. PADS AND VIAS CONNECT TO CHASSIS GROUND (RECOMMEND PADS TO BE 2.00mm SQUARE)
2. RECOMMENDED THRU HOLE PLATING INCLUDES HASL, OSP, OR IMMERSION (GOLD, SILVER, OR TIN).
3. CONNECTOR PAD LAYOUT PER SFP+ MSA WILL ACCOMMODATE MOLEX CONNECTOR SERIES 74441 OR EQUIVALENT.

INITIAL RELEASE EC NO: USY2008-0359 DRAWN: RESENDE 2008/03/24 CHKD: RESENDEZ 2008/03/24 APPR: RESENDE 2008/03/26	QUALITY SYMBOLS ▽=0 ▽=0	GENERAL TOLERANCES (UNLESS SPECIFIED)		DIMENSION STYLE MM ONLY	SCALE 4:1	DESIGN UNITS METRIC	THIRD ANGLE PROJECTION
		4 PLACES ± mm ± INCH 3 PLACES ± --- ± --- 2 PLACES ± 0.15 ± --- 1 PLACE ± 0.25 ± --- ANGULAR ± 1 °	DRAWN BY JRESENDE	DATE 2008/03/14	TITLE SFP+ 1X1 CAGE ASSEMBLY PRESS FIT WITH EMI SPRING FINGERS	MOLEX INCORPORATED	MATERIAL NO. 747540105
DRAFT WHERE APPLICABLE MUST REMAIN WITHIN DIMENSIONS		THIS DRAWING CONTAINS INFORMATION THAT IS PROPRIETARY TO MOLEX INCORPORATED AND SHOULD NOT BE USED WITHOUT WRITTEN PERMISSION					

BEZEL AND BOARD POSITION DIMENSIONS FOR SINGLE SIDE MOUNTING
(SPRING FINGER)



INITIAL RELEASE EC NO: USY2008-0359 DRWN: JRESENDE 2008/03/24 CHKD: JRESENDEZ 2008/03/24 APPR: JRESENDE 2008/03/26	QUALITY SYMBOLS	GENERAL TOLERANCES (UNLESS SPECIFIED)	DIMENSION STYLE	SCALE	DESIGN UNITS	THIRD ANGLE PROJECTION
	▽=0 ▽=0	mm INCH 4 PLACES ± --- ± --- 3 PLACES ± --- ± --- 2 PLACES ± 0.15 ± --- 1 PLACE ± 0.25 ± --- ANGULAR ± 1°	MM ONLY	4:1	METRIC	DRAWN BY DATE JRESENDE 2008/03/14 CHECKED BY DATE JRESENDE 2008/03/14 APPROVED BY DATE KJANOTA 2008/03/14
	DRAFT WHERE APPLICABLE MUST REMAIN WITHIN DIMENSIONS	MATERIAL NO. 747540105	TITLE SFP+ 1X1 CAGE ASSEMBLY PRESS FIT WITH EMI SPRING FINGERS	MOLEX INCORPORATED	DOCUMENT NO. SD-74754-0105	SHEET NO. 3 OF 3
	SIZE D	THIS DRAWING CONTAINS INFORMATION THAT IS PROPRIETARY TO MOLEX INCORPORATED AND SHOULD NOT BE USED WITHOUT WRITTEN PERMISSION				