

Data sheet | Item number: 224-114

2-conductor lighting connector; push-button on lighting side; Lighting side: for all conductor types; Inst. side: for solid conductors; 224 Series; max. 2.5 mm²; Surrounding air temperature: max 75°C; 2,50 mm²; black

www.wago.com/224-114



Data

Notes

Safety information

in grounded power lines

Electrical data

Ratings per IEC/EN

Ratings per	EN 60664
Nominal voltage (II/2)	400 V
Rated surge voltage (II/2)	4 kV
Rated current	24 A
Legend (ratings)	(II / 2) ≙ Overvoltage category II / Pollution degree 2

Connection data

Connection points	3
Total number of potentials	1

Subject to changes. Please also observe the further product documentation!

WAGO GmbH & Co. KG
Hansastr. 27
32423 Minden
Phone: +49571 887-0 | Fax: +49571 887-169
Email: info.de@wago.com | Web: www.wago.com

Do you have any questions about our products?
We are always happy to take your call at +49 (571) 887-44222.



Connection 1

Connection type 1	Installation side
Connection technology	PUSH WIRE®
Number of connection points	2
Actuation type	Push-in
Connectable conductor materials	Copper Aluminum
Connectable conductor materials (note)	<p>Terminating Aluminum Conductors</p> <p>WAGO spring clamp terminal blocks are suitable for solid aluminum conductors up to 4 mm²/12 AWG if WAGO "Alu-Plus" Contact Paste 249-130 is used for termination.</p> <p>"Alu-Plus" Contact Paste Advantages:</p> <ul style="list-style-type: none"> ■ Automatically destroys the oxide film during clamping. ■ Prevents fresh oxidation at the clamping point. ■ Prevents electrolytic corrosion between aluminum and copper conductors (in the same terminal block). ■ Provides long-term protection against corrosion. <p>Using terminal blocks with CAGE CLAMP® Spring Pressure Connection Technology, aluminum conductors must first be cleaned with a blade and then immediately be inserted into the clamping units filled with "Alu-Plus" Contact Paste.</p> <p>For spring clamp connections with PUSH WIRE® connection technology, WAGO recommends that the aluminum conductor first be cleaned and then immediately inserted into the clamping unit filled with "Alu-Plus" contact paste.</p> <p>It is also possible to apply WAGO "Alu-Plus" additionally on the whole surface of the aluminum conductor before termination.</p> <p>Please note that the nominal currents must be adapted to the reduced conductivity of the aluminum conductors::</p> <p>2.5 mm² = 16 A 4 mm² = 22 A</p>
Solid conductor	1 ... 2.5 mm ² / 16 ... 14 AWG
Strip length	9 ... 11 mm / 0.35 ... 0.43 inches
Wiring direction	Side-entry wiring

Subject to changes. Please also observe the further product documentation!

WAGO GmbH & Co. KG
Hansastr. 27
32423 Minden
Phone: +49571 887-0 | Fax: +49571 887-169
Email: info.de@wago.com | Web: www.wago.com

Do you have any questions about our products?
We are always happy to take your call at +49 (571) 887-44222.



Connection 2

Connection type 2	Lighting side
Connection technology 2	CAGE CLAMP®
Number of connection points 2	1
Solid conductor 2	0.5 ... 2.5 mm ² / 20 ... 14 AWG
Fine-stranded conductor 2	0.5 ... 2.5 mm ² / 20 ... 16 AWG

Physical data

Width	9.5 mm / 0.374 inches
Height	15.5 mm / 0.61 inches
Depth	20.5 mm / 0.807 inches

Material Data

Note (material data)	Information on material specifications can be found here
Color	black
Fire load	0.052 MJ
Weight	2.5 g

Environmental requirements

Ambient temperature (operation)	+75 °C
Continuous operating temperature	120 °C

Commercial data

eCl@ss 10.0	27-14-11-03
eCl@ss 9.0	27-14-11-03
ETIM 8.0	EC000447
ETIM 7.0	EC000447
PU (SPU)	100 pcs
Packaging type	box
Country of origin	CH
GTIN	4044918583787
Customs tariff number	85369010000

Subject to changes. Please also observe the further product documentation!

WAGO GmbH & Co. KG
 Hansastr. 27
 32423 Minden
 Phone: +49571 887-0 | Fax: +49571 887-169
 Email: info.de@wago.com | Web: www.wago.com

Do you have any questions about our products?
 We are always happy to take your call at +49 (571) 887-44222.





Environmental Product Compliance

RoHS Compliance Status



Compliant, No Exemption

Approvals / Certificates

General approvals

Logo	Approval	Additional Approval Text	Certificate name
	CSA DEKRA Certification B.V.	C22.2	1053495
	UL UL International Germany GmbH	EN 60998	D-05895-A1 (EN60998-1 EN60998-2-2)
	UL UL International Germany GmbH	EN 60998	CCA-2617-A1
	VDE VDE Prüf- und Zertifizierungsinstitut	EN 60998	40022792


Declarations of conformity and manufacturer's declarations

Logo	Approval	Additional Approval Text	Certificate name
	EU-Declaration of Conformity WAGO GmbH & Co. KG	-	-
	UK-Declaration of Conformity WAGO GmbH & Co. KG	-	-

Approvals for marine applications

Logo	Approval	Additional Approval Text	Certificate name
------	----------	--------------------------	------------------

Subject to changes. Please also observe the further product documentation!

	ABS American Bureau of Shipping	-	18- HG1755093- PDA
	BV Bureau Veritas S.A.	EN 60998	11914/D0 BV
	DNV GL Det Norske Veritas, Germanischer Lloyd	EN 60998	TAE000015T
	LR Lloyds Register	EN 60998	LR22207029TA

Optional accessories

Tool

"Alu-Plus" contact paste



Item no.: 249-130
Syringe; Contents: 20 ml Alu-Plus contact paste

www.wago.com/249-130

Downloads

Documentation

Bid Text

224-114 docx - Datei	2019 Feb 21	docx 16.1 kB	Download
224-114 X81 - Datei	2019 Feb 19	xml 3.6 kB	Download

CAD/CAE-Data

CAD data

2D/3D Models 224-114	URL	Download
----------------------	-----	----------

CAE data

Subject to changes. Please also observe the further product documentation!

WSCAD Universe 224-114

[URL](#) [Download](#)

ZUKEN Portal 224-114

[URL](#) [Download](#)

EPLAN Data Portal 224-114

[URL](#) [Download](#)

Environmental Product Compliance

Compliance Search


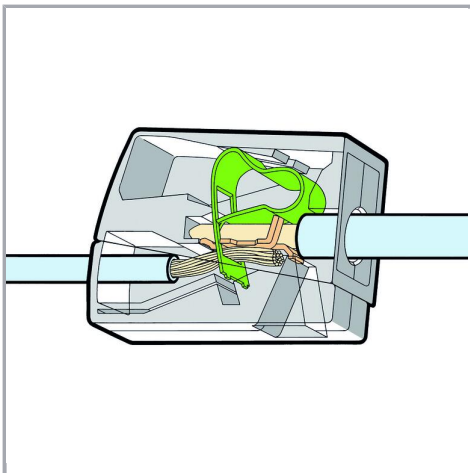
Environmental Product Compliance 224-114

[URL](#) [Download](#)

2-conductor lighting connector; push-button on lighting side; Lighting side: for all conductor types; Inst. side: for solid conductors; 224 Series; max. 2.5 mm²; Surrounding air temperature: max 75°C; 2,50 mm²; black

Installation Notes

Conductor termination




Strip conductor to 9 ... 11 mm (0.35 ... 0.43 inch).


Lighting Connectors (2.5 mm²), 224 Series

Conductor termination

Subject to changes. Please also observe the further product documentation!




To connect: Press button fully, insert stripped conductor into square entry and release.




To remove: Press button and withdraw conductor.

Conductor termination




To connect: Insert stripped solid conductor into circular entry and push until it hits the backstop.

Subject to changes. Please also observe the further product documentation!



To remove: Hold conductor to be removed and twist alternately left and right while slightly pulling the connector.

Testing



Testing via separate test ports.

Subject to changes. Please also observe the further product documentation!