

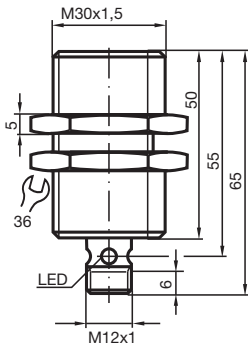
Inductive sensor

NCB15-30GM50-Z4-V1

- 15 mm flush
- 2-wire DC
- Increased operating distance



Dimensions



Technical Data

General specifications

Switching function		Normally open (NO)
Output type		Two-wire
Rated operating distance	s_n	15 mm
Installation		flush
Output polarity		DC
Assured operating distance	s_a	0 ... 12 mm
Reduction factor r_{Al}		0.4
Reduction factor r_{Cu}		0.4
Reduction factor r_{304}		0.7
Reduction factor r_{Brass}		0.5
Output type		2-wire

Nominal ratings

Operating voltage	U_B	3.5 ... 30 V
Switching frequency	f	500 Hz
Hysteresis	H	typ. 5%
Reverse polarity protection		reverse polarity-conductive
Short-circuit protection		pulsing
Voltage drop	U_d	≤ 3.5 V

Release date: 2022-05-18 Date of issue: 2022-05-18 Filename: 131622_eng.pdf

Refer to "General Notes Relating to Pepperl+Fuchs Product Information".

Pepperl+Fuchs Group
www.pepperl-fuchs.com

USA: +1 330 486 0001
fa-info@us.pepperl-fuchs.com

Germany: +49 621 776 1111
fa-info@de.pepperl-fuchs.com

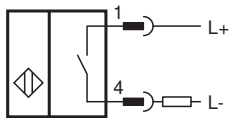
Singapore: +65 6779 9091
fa-info@sg.pepperl-fuchs.com

PF PEPPERL+FUCHS

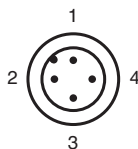
Technical Data

Temperature drift		± 15%
Operating current	I_L	2 ... 100 mA
Off-state current	I_r	typ. 0.8 mA
Switching state indicator		LED, yellow
Pre-fault indicator		LED, red
Stability control-switch point		0,8 s_r ... 0,9 s_r
Functional safety related parameters		
MTTF _d		1390 a
Mission Time (T _M)		20 a
Diagnostic Coverage (DC)		0 %
Compliance with standards and directives		
Standard conformity		
Standards		EN 60947-5-2:2007 EN 60947-5-2/A1:2012 IEC 60947-5-2:2007 IEC 60947-5-2 AMD 1:2012
Approvals and certificates		
UL approval		cULus Listed, General Purpose
CSA approval		cCSAus Listed, General Purpose
CCC approval		CCC approval / marking not required for products rated ≤36 V
Ambient conditions		
Ambient temperature		-25 ... 70 °C (-13 ... 158 °F)
Storage temperature		-25 ... 85 °C (-13 ... 185 °F)
Mechanical specifications		
Connection type		Connector plug M12 x 1 , 4-pin
Housing material		brass, nickel-plated
Sensing face		PBT
Degree of protection		IP67

Connection



Connection Assignment



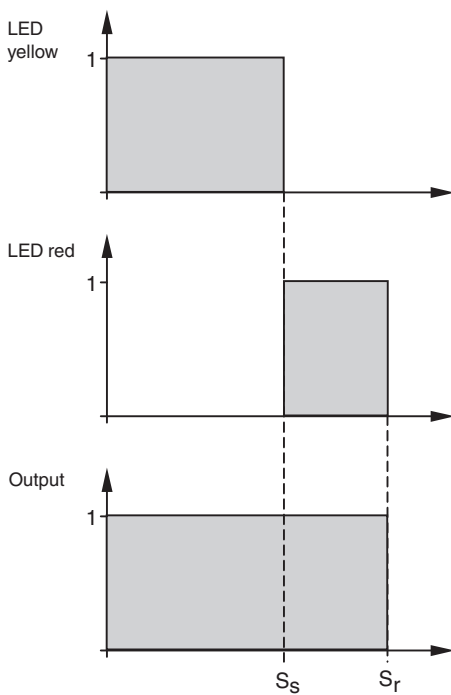
Connection Assignment

Wire colors in accordance with EN 60947-5-2

1	BN	(brown)
2	WH	(white)
3	BU	(blue)
4	BK	(black)

Characteristic Curve

Correlation between output signal/LED-function and stable operating distance s_S /effective operating distance s_r : (s_S typ. 80 % of s_r)



Accessories

	BF 30	Mounting flange, 30 mm
	V1-G-2M-PUR	Female cordset single-ended M12 straight A-coded, 4-pin, PUR cable grey
	V1-W-2M-PUR	Female cordset single-ended M12 angled A-coded, 4-pin, PUR cable grey

Release date: 2022-05-18 Date of issue: 2022-05-18 Filename: 131622_eng.pdf