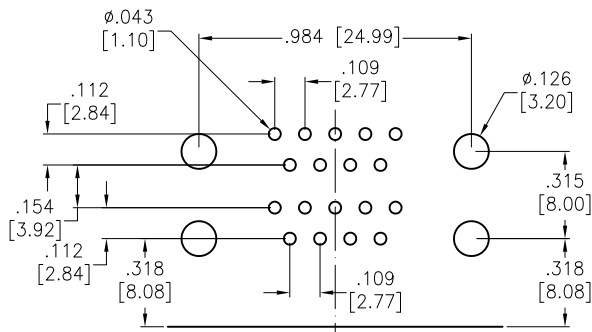
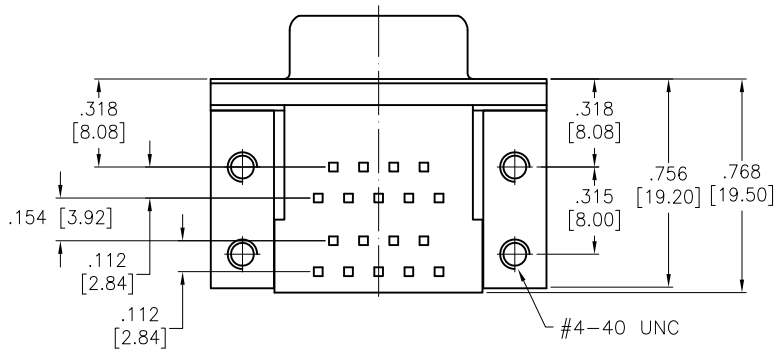
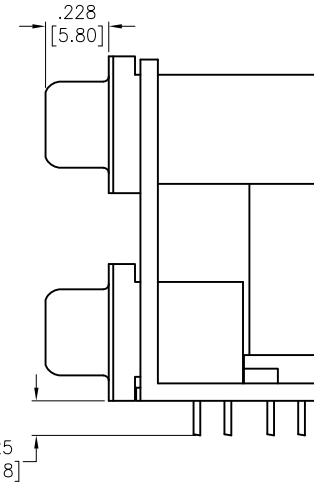
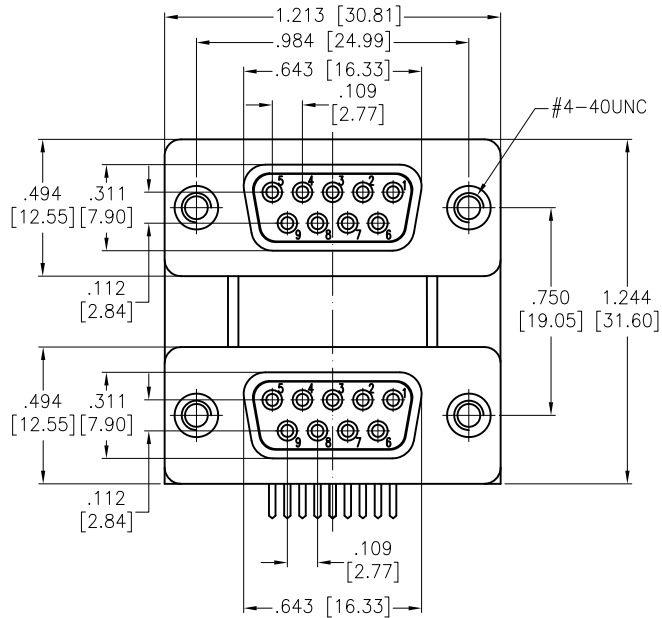


APPROVED: _____
 DATE: _____ TITLE: _____

Rev	AWO #	Description	Date	Appr
-		RELEASED	8/30/16	



RECOMMENDED PCB LAYOUT



SPECIFICATIONS:

Material:
 Insulator: PBT, glass reinforced, rated UL 94V-0
 Insulator color: Black
 Contacts: Copper Alloy
 Shell: SPCC, Nickel plated
 Bracket: Zinc Alloy, Nickel plated
Plating:
 Gold flash over Nickel underplate on contact area,
 Tin over Nickel underplate on solder tails.
Electrical:
 Voltage: 250 VAC(RMS) Max
 Current rating: 3 Ampere per Contact
 Contact resistance: 25 milliohms max.
 Insulation resistance: 5,000 Medohms min
 Dielectric withstanding voltage: 1,000 VAC(RMS)
 Temperature Rating:
 Operating temperature: -55°C to +85°C
Environmental:
 Lead free, RoHS compliant.



UNLESS OTHERWISE SPECIFIED
 ALL DIMENSIONS ARE INCHES [MM]
 TOLERANCES: EXCEPT AS NOTED

INCHES	HOLES
.X ± .10	ØX ± .10
.XX ± .020	ØXX ± .015
.XXX ± .015	ØXXX ± .010

ADAM TECH

909 Rahway Avenue, Union, NJ 07083
 Phone: 908-687-5000 Fax: 908-687-5710

TITLE
 DUAL PORT D-SUB, RIGHT ANGLE, FEMALE
 9 PIN FEMALE 9 PIN, SEL-GOLD PLATED

APPROVALS		DATE
DRAWN	HR	8/30/16
CHECKED	IC	8/30/16
APPROVED		

SIZE X	PART NO. DPD-09-00-B2	REV. -
REF: S00027T	SCALE: NTS	SHEET 1 OF 1

6

5

4

3

2

1

6

5

4

3

2

1