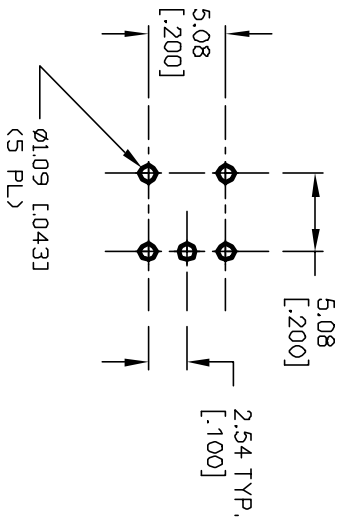
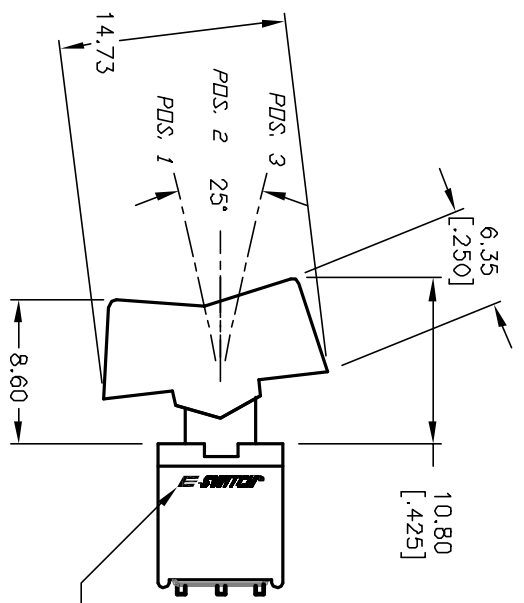


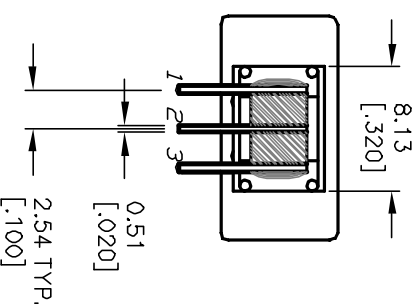
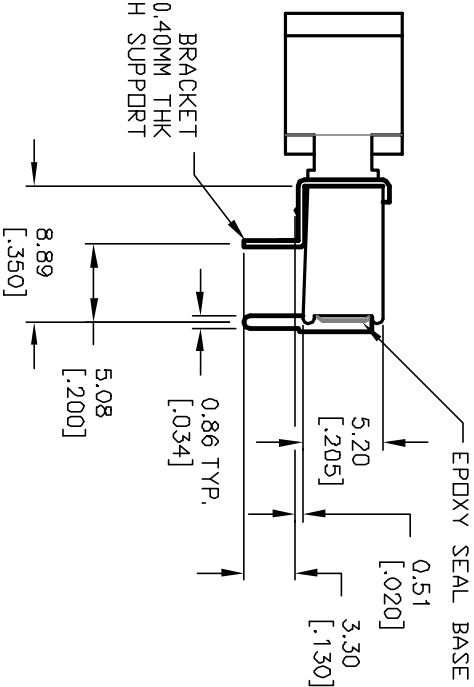
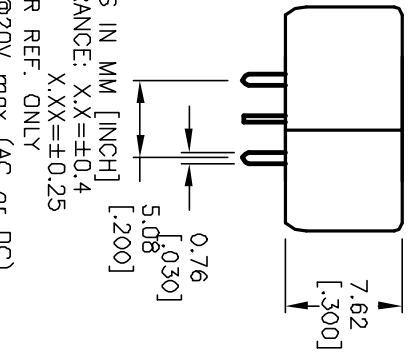
CIRCUIT: SPDT

CONTACT CONFIGURATION

| SWITCH FUNCTION | | |
|-----------------|--------|--------|
| PDS: 1 | PDS: 2 | PDS: 3 |
| DN | NONE | DN |
| 2-3 | OPEN | 2-1 |



RECOMMENDED P.C.B. LAYOUT



NOTES:

1. ALL DIMENSIONS IN MM [INCH]
2. GENERAL TOLERANCE: X.XX=±0.4
X.XX=±0.25
3. TERM. NOS. FOR REF. ONLY
4. RATING: 0.4VA @20V max (AC or DC)
5. FIXED TERMINAL/MOVING CONTACT MATERIAL:
COPPER ALLOY w/GOLD PLATE over Silver plate.
6. ELECTRIC LIFE: 30,000 make-and-break cycles at full load.
7. INSULATION RESISTANCE: 1,000 M ohm min.
8. DIELECTRIC STRENGTH: 1,000 V RMS @sea level.
9. OPERATING TEMP. -30°C to +85°C
10. ▲ DESIGNATE MAJOR FEATURE
11. ACTUATOR: NYLON, BLACK STD.

E-SWITCH®

| | | | | | | | | | |
|--|---------|-------------|--------|------|---|--------|-----|---------|-----|
| REV. | ECN No. | DESCRIPTION | DATE | CHKD | SCALE | DATE | DR | DWG | REV |
| A | 12801 | RELEASED | 2/6/03 | CJB | 2:1 | 2/6/03 | CJB | T403111 | A |
| TITLE | | | | | 400A W/MSP-1 R1 BLK M6 RE (GOLD CONTACTS) | | | | |
| THE INFORMATION CONTAINED IN THIS DOCUMENT IS PROPRIETARY TO E-SWITCH AND IS NOT TO BE COPIED OR TRANSFERRED | | | | | | | | | |