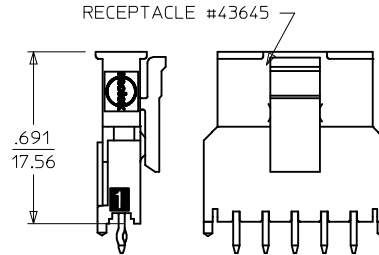


PCB LAYOUT: COMPONENT SIDE
RECOMMENDED PCB THICKNESS: .062/1.57



CKTS	A	B	C
2	.380 9.65	.118 3.00	.354 9.00
3	.498 12.65	.236 6.00	.472 12.00
4	.616 15.65	.354 9.00	.591 15.00
5	.734 18.64	.472 12.00	.709 18.00
6	.852 21.64	.591 15.00	.827 21.00
7	.970 24.64	.709 18.00	.945 24.00
8	1.088 27.64	.827 21.00	1.063 27.00
9	1.206 30.63	.945 24.00	1.181 30.00
10	1.325 33.66	1.063 27.00	1.299 33.00
11	1.443 36.65	1.181 30.00	1.417 36.00
12	1.561 39.65	1.299 33.00	1.535 39.00

FINISH A			FINISH B			FINISH C		
CKTS	MATERIAL NO:	VOID CKT	CKTS	MATERIAL NO:	VOID CKT	CKTS	MATERIAL NO:	VOID CKT
02	43650-0215		02	43650-0216		02	43650-0217	
03	43650-0315		03	43650-0316		03	43650-0317	
04	43650-0415		04	43650-0416		04	43650-0417	
05	43650-0515		05	43650-0516		05	43650-0517	
06	43650-0615		06	43650-0616		06	43650-0617	
07	43650-0715		07	43650-0716		07	43650-0717	
08	43650-0815		08	43650-0816		08	43650-0817	
09	43650-0915		09	43650-0916		09	43650-0917	
10	43650-1015		10	43650-1016		10	43650-1017	
11	43650-1115		11	43650-1116		11	43650-1117	
12	43650-1215		12	43650-1216		12	43650-1217	
03	43650-0330	02	03			03		
04			04	43650-0431	02.03	04	43650-0430	02.03
05	43650-9915	03	05	43650-0531	03	05		
05	43650-0530	02,04	05	43650-1532	02,03,04	05		
06	43650-0630	02,04,05	06			06		
07	43650-0730	03,04,05	07			07	43650-0731	02,03 05,06
09			09	43650-0930	02,03,04 06,07,08	09		

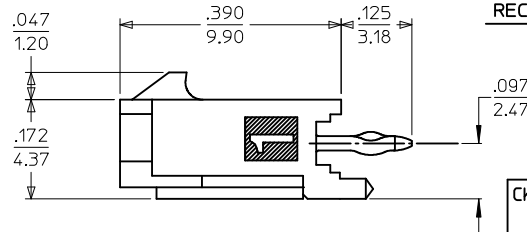
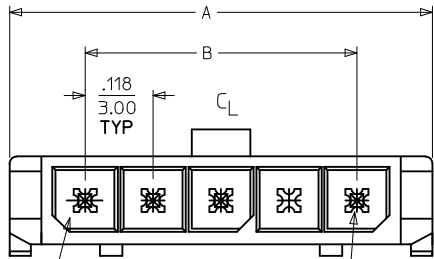
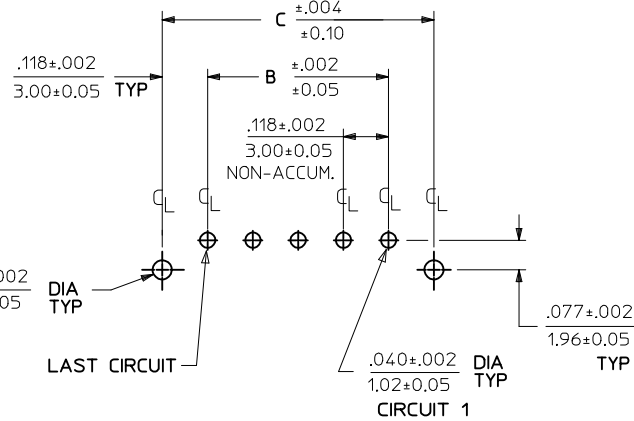
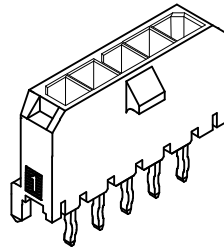
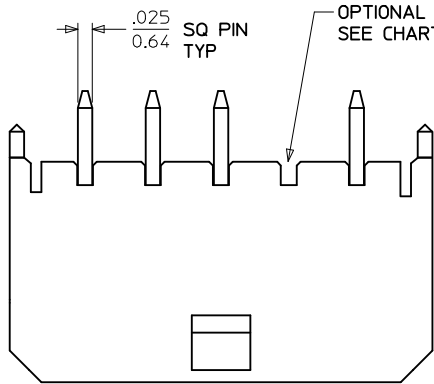
NOTES:

- HOUSING MATERIAL: LIQUID CRYSTAL POLYMER, GLASS FILLED, UL94V-0, COLOR: BLACK
TERMINAL MATERIAL: BRASS ALLOY
- FINISH:
A = .000060/(0.00152) MIN. REFLOWED MATTE TIN OVER .000050/(0.00127) MIN. NICKEL PLATE.
(FINISH IS BRIGHT IN APPEARANCE, THICKNESS AS APPLIED PRIOR TO REFLOW)
B = .000015/(0.00038) MIN. SELECT GOLD IN CONTACT AREA .000100/(0.00254) MIN. SELECT MATTE TIN ON SOLDER TAILS BOTH OVER .000050/(0.00127) NICKEL OVERALL
C = .000030/(0.00076) MIN. SELECT GOLD IN CONTACT AREA .000100/(0.00254) MIN. SELECT MATTE TIN ON SOLDER TAILS BOTH OVER .000050/(0.00127) NICKEL OVERALL
- PRODUCT SPECIFICATION: PS-43650
- TRAY PACKAGED : SEE MOLEX DRAWING PK-70873-0811
- MATES WITH MICRO FIT (3.0) RECEPTACLE SERIES 43645
- THIS PART CONFORMS TO CLASS 'B' REQUIREMENTS OF PRODUCT SPECIFICATION PS-45499-002.

ADD -1532 -0930	2017/05/05	QUALITY SYMBOLS
EC NO: UCP2017-2430	2017/05/05	▽=0
DRW:WAPPELDORN	2017/05/05	▽=0
CHKD:JDFOX	2017/05/05	▽=0
APPR:FSMLTH	2017/05/05	
REV	DESCRIPTION	
F3		

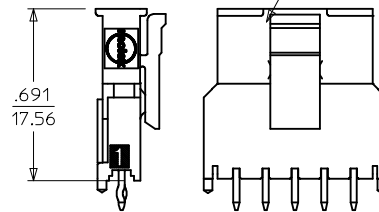
GENERAL TOLERANCES (UNLESS SPECIFIED)	
mm	INCH
4 PLACES ± .010	± .0004
3 PLACES ± .010	± .0004
2 PLACES ± 0.25	± .010
1 PLACE ± 0.36	± .014
0 PLACE ±	±
ANGULAR ±1/2°	
DRAFT WHERE APPLICABLE MUST REMAIN WITHIN DIMENSIONS	

DIMENSION STYLE		SCALE	
IN/MM		METRIC	
DRAWN BY	DATE	TITLE	
SAMIEC	2000/07/07	MICRO-FIT (3.0)	
CHECKED BY	DATE	SINGLE ROW / VERTICAL	
MUELLER	2000/07/07	THRU HOLE / PEGS / TRAY	
APPROVED BY	DATE	molex	
EDGLEY	2000/07/07		
MATERIAL NO.		DOCUMENT NO.	SHEET NO.
SEE CHART		SD-43650-006	1 OF 1
THIS DRAWING CONTAINS INFORMATION THAT IS PROPRIETARY TO MOLEX INCORPORATED AND SHOULD NOT BE USED WITHOUT WRITTEN PERMISSION			



PCB LAYOUT: COMPONENT SIDE
RECOMMENDED PCB THICKNESS: .062/1.57

RECEPTACLE #43645



MATED MICRO FIT CONNECTORS

CKTS	A	B	C
2	.380 9.65	.118 3.00	.354 9.00
3	.498 12.65	.236 6.00	.472 12.00
4	.616 15.65	.354 9.00	.591 15.00
5	.734 18.64	.472 12.00	.709 18.00
6	.852 21.64	.591 15.00	.827 21.00
7	.970 24.64	.709 18.00	.945 24.00
8	1.088 27.64	.827 21.00	1.063 27.00
9	1.206 30.63	.945 24.00	1.181 30.00
10	1.325 33.66	1.063 27.00	1.299 33.00
11	1.443 36.65	1.181 30.00	1.417 36.00
12	1.561 39.65	1.299 33.00	1.535 39.00

FINISH A			FINISH B			FINISH C		
CKTS	MATERIAL NO:	VOID CKT	CKTS	MATERIAL NO:	VOID CKT	CKTS	MATERIAL NO:	VOID CKT
02	43650-0215		02	43650-0216		02	43650-0217	
03	43650-0315		03	43650-0316		03	43650-0317	
04	43650-0415		04	43650-0416		04	43650-0417	
05	43650-0515		05	43650-0516		05	43650-0517	
06	43650-0615		06	43650-0616		06	43650-0617	
07	43650-0715		07	43650-0716		07	43650-0717	
08	43650-0815		08	43650-0816		08	43650-0817	
09	43650-0915		09	43650-0916		09	43650-0917	
10	43650-1015		10	43650-1016		10	43650-1017	
11	43650-1115		11	43650-1116		11	43650-1117	
12	43650-1215		12	43650-1216		12	43650-1217	
03	43650-0330	02	03			03		
04			04	43650-0431	02,03	04	43650-0430	02,03
05	43650-9915	03	05	43650-0531	03	05		
05	43650-0530	02,04	05	43650-1532	02,03,04	05		
06	43650-0630	02,04,05	06			06		
07	43650-0730	03,04,05	07			07	43650-0731	02,03 05,06
09			09	43650-0930	02,03,04 06,07,08	09		

NOTES:

- HOUSING MATERIAL: LIQUID CRYSTAL POLYMER, GLASS FILLED, UL94V-0, COLOR: BLACK
TERMINAL MATERIAL: BRASS ALLOY
- FINISH:
A = .000060/(0.00152) MIN. REFLOWED MATTE TIN OVER .000050/(0.00127) MIN. NICKEL PLATE.
(FINISH IS BRIGHT IN APPEARANCE, THICKNESS AS APPLIED PRIOR TO REFLOW)
B = .000015/(0.00038) MIN. SELECT GOLD IN CONTACT AREA .000100/(0.00254) MIN. SELECT MATTE TIN ON SOLDER TAILS BOTH OVER .000050/(0.00127) NICKEL OVERALL
C = .000030/(0.00076) MIN. SELECT GOLD IN CONTACT AREA .000100/(0.00254) MIN. SELECT MATTE TIN ON SOLDER TAILS BOTH OVER .000050/(0.00127) NICKEL OVERALL
- PRODUCT SPECIFICATION: PS-43650
- TRAY PACKAGED : SEE MOLEX DRAWING PK-70873-0811
- MATES WITH MICRO FIT (3.0) RECEPTACLE SERIES 43645
- THIS PART CONFORMS TO CLASS 'B' REQUIREMENTS OF PRODUCT SPECIFICATION PS-45499-002.

ADD -1532 -0930	QUALITY SYMBOLS
EC NO: UCP2017-2430	▽=0
DRW:WAPPELDORN 2017/05/05	▽=0
CHKD:JDFX 2017/05/05	▽=0
APPR:FSMLTH 2017/05/12	
REV	
F3	

GENERAL TOLERANCES (UNLESS SPECIFIED)	ANGULAR ±1/2°
4 PLACES ± --- ± ---	DRAFT WHERE APPLICABLE MUST REMAIN WITHIN DIMENSIONS
3 PLACES ± --- ± .010	
2 PLACES ± 0.25 ± .014	
1 PLACE ± 0.36 ± ---	
0 PLACE ± ±	

DRAWN BY	DATE
SAMIEC	2000/07/07
CHECKED BY	DATE
MUELLER	2000/07/07
APPROVED BY	DATE
EDGLEY	2000/07/07

SCALE	DESIGN UNITS	THIRD ANGLE PROJECTION
IN/MM	METRIC	
MICRO-FIT (3.0) SINGLE ROW / VERTICAL THRU HOLE / PEGS / TRAY		
molex		
MATERIAL NO.	DOCUMENT NO.	SHEET NO.
SEE CHART	SD-43650-006	1 OF 1
THIS DRAWING CONTAINS INFORMATION THAT IS PROPRIETARY TO MOLEX INCORPORATED AND SHOULD NOT BE USED WITHOUT WRITTEN PERMISSION		